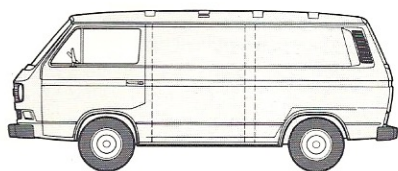


Volkswagen Transporter and Bus.

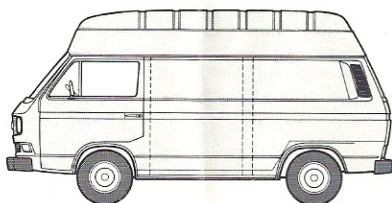


Technical Data and Equipment.

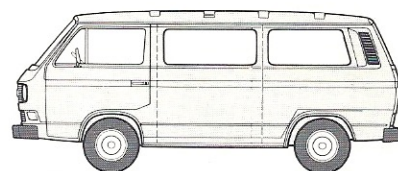


Delivery van

19,995




High-roof delivery van

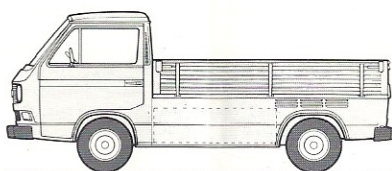


Kombi

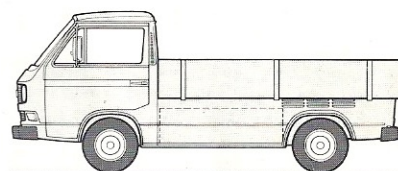
22,450



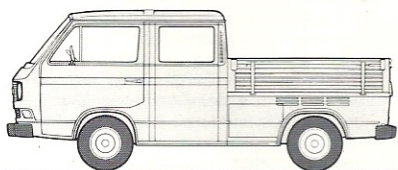
High-roof Kombi



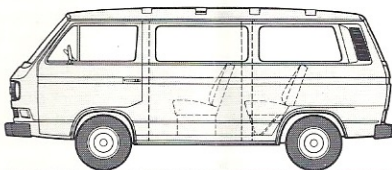
Pick-up



Pick-up with enlarged platform

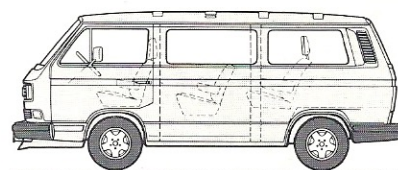


Double-cab pick-up




Caravelle G/CL/GL

31,145

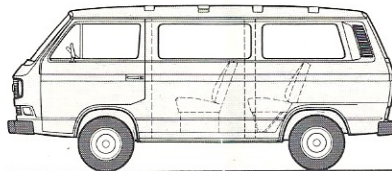


Caravelle Carat

T.B.A.

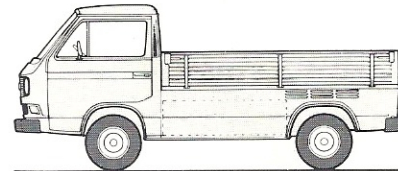


Multivan



Caravelle syncro models

46,990



Transporter syncro models

Equipment specifications for all models

Standard equipment for all Volkswagen Transporter, Caravelle, Multivan and syncro models:

- Laminated glass windscreen
- Halogen headlights
- Two large door mirrors
- Electric windscreen washer
- Turn indicators and hazard warning flashers
- Two reversing lights
- Lockable fuel cap
- Wheel trim covers
- Undersealing
- Body cavity protective treatment on lower section of body
- Individual seats for driver and front passenger
- Hollow-outline head restraints on driver's and passenger's seat
- Safety steering wheel
- Safety interior mirror
- Hinged sun visors, can be folded to side
- Large glove box on passenger's side of fascia
- Ashtray in fascia
- Passenger's grab handle
- Door trim
- Door pull handle
- Automatic-reel seat belts for driver and front passenger; third seat (if provided) with lap-only seat belt
- Rubber floor mat
- Roof lining
- Instrument cluster with:
 - Speedometer, distance recorder, fuel gauge, coolant temperature gauge with additional warning light, telltale and warning lights for battery charge, turn indicators and hazard warning flashers, high headlight beams, engine preheating (diesel engine only), Dynamic oil pressure indicator.
- Variable instrument lighting intensity
- Illuminated switches and heater/ventilation controls
- Two-speed windscreen wipers with flick-wipe setting
- Parking light circuit
- Combined fresh-air ventilation and heating system with 3-speed blower
- Two adjustable fascia air outlets
- Defroster outlets for windscreen and side windows
- Interior light
- Sliding door on passenger's side
- Tailgate raised automatically by 2 gas-filled springs
- Through-flow ventilation in cab doors (except on Caravelle models)

Special equipment on Delivery van/ High-roof delivery van

- Two-seater cab with access to load area
- Leatherette seat upholstery
- Steel load platform
- Reinforcing profile sections on inside walls
- Additional storage space above cab (only High-roof delivery van)

Special equipment on Kombi/ High-roof Kombi

- 1) Without seats in passenger compartment/load area
 - Two-seater cab with access to load area
 - Leatherette seat upholstery
 - Steel load platform
 - Reinforcing profile sections on inside walls, partly trimmed
- 2) With seating for up to 9 people
 - Heated air outlets for passenger compartment/load area in centre aisle (not on models with automatic transmission and turbo-diesel engine)
 - Heat exchanger under rear bench seat on models with automatic transmission and turbo-diesel engine
 - Leatherette seat upholstery
 - Seat belts for all seats
 - Removable centre bench seat
 - Rear bench seat with folding back for larger luggage space
 - Full side panel trims
 - Luggage compartment trimmed in needle fleece carpeting
 - Rubber floor mat

Special equipment on Caravelle C

Available as 7-/8-seater or as 9-seater

- Painted bumpers
- Chrome-plated wheel trim covers
- Door trims with armrest and pull handle
- Leatherette seat upholstery
- Rubber floor mat
- Removable centre bench seat
- Rear bench seat with folding back for larger luggage space
- Seat belts for all seats
- Door and side panel trims and roof lining
- Grab handles
- Coat hooks
- Ashtrays
- Luggage compartment trimmed in needle fleece carpeting
- Four fresh-air outlets in roof, individually adjustable
- Interior light in main passenger area
- Heated air outlets for passenger compartment in centre aisle (not on models with automatic transmission and turbo-diesel engine)
- Heat exchanger under rear bench seat on models with automatic transmission and turbo-diesel engine
- Through-flow ventilation behind rear windows

Special equipment on Caravelle CL/Kombi L

Available as 7-/8-seater or as 9-seater

- Two-colour paintwork
- Chrome-plated bumpers with rubbing strips
- Chrome-plated wheel trim covers
- Door trims with armrest and door pull handle
- Leatherette seat upholstery
- Rubber floor mats
- Centre bench seat removable
- Rear bench seat with folding back for larger luggage space
- Seat belts at all seats
- Door and side panel trims and roof lining
- Grab handles
- Clothes hooks
- Ashtray
- Luggage compartment lined in needle fleece carpeting
- Four individually-adjustable fresh-air outlets in roof
- Interior light in passenger compartment
- Bright window surrounds
- Trip distance recorder and clock
- Part-padded fascia and padded safety steering wheel
- Cigarette lighter and 12-Volt power socket
- Lockable glove box on passenger's side
- Storage tray in driver's door
- Pivoting vent windows in cab doors
- Bright protective grille for rear window
- Heated air outlets for passenger compartment/load area in centre aisle (not on models with automatic transmission and turbo-diesel engine)
- Heat exchanger under rear bench seat on models with automatic transmission and turbo-diesel engine
- Through-flow ventilation behind rear windows

Equipment specifications for all models

Special equipment on Pick-up and Pick-up with enlarged platform

- Three-seater cab
- Leatherette seat upholstery
- Steel platform with hardwood strakes
- Fully-opening hinged steel drop sides and tailboard with safety locks
- Step on tailboard
- Additional storage compartment under platform with two lockable flaps
- Wooden platform and sides (only on Pick-up with enlarged platform)

Special equipment on Double-cab pick-up

- Two-seater cab with access to rear cab section
- Leatherette upholstery
- Rear hinged door on right-hand side
- Storage compartment under platform with two lockable flaps
- Steel platform with hardwood strakes
- Fully-opening hinged steel drop sides and tailboard with safety locks
- Step provided on tailboard

For rear cab section:
Optionally without fittings (for use as load space) or with the following:

- Three-person bench seat
- Leatherette upholstery
- Storage space below seat
- Seat belts at all seats
- Rubber floor mats
- Heated air outlets for passenger compartment/load area in centre aisle (not on models with automatic transmission and turbo-diesel engine)
- Heat exchanger under rear bench seat on models with automatic transmission and turbo-diesel engine

Special equipment on syncro models (Transporter, Caravelle, Multivan)

- Windscreen wipers with intermittent setting
- Telltale for dual-circuit brake system and handbrake
- Cigarette lighter
- Rear mudflaps
- syncro lettering at front
- Through-flow ventilation behind rear windows (only on Caravelle models)

Special equipment on Caravelle GL

Available as 7- or 8-seater

- Special two-colour paintwork
- Chrome-plated wheel trim covers
- Door trims with armrest and door pull handle
- Seat belts for all seats
- Door and side panel trims and roof lining
- Grab handles
- Clothes hooks
- Ashtray
- Four individually-adjustable fresh-air outlets in roof
- Interior light in passenger compartment
- Chrome-plated bumpers with rubbing strips
- Bright window surrounds
- Trip distance recorder and clock
- Special fascia with extra-generous padding
- Padded safety steering wheel
- Cigarette lighter and 12-Volt power socket
- Lockable glove box on passenger's side
- Storage tray on driver's door
- Pivoting vent windows in cab doors
- Bright protective grille for rear window
- Sun visor with illuminated make-up mirror on front passenger's side
- Telltale for dual-circuit brake system and handbrake
- Windscreen wiper system with intermittent wiper action and automatic wash/wipe
- Rear window wash/wipe system
- Heated rear window
- Anti-glare safety interior mirror
- Floor and luggage compartment with carpet lining
- Cloth seat upholstery
- Individual driver's and front passenger's seats with folding armrests and special upholstery
- Removable centre bench seat with special upholstery and folding armrest
- Rear bench seat with folding back for larger luggage space, and two folding armrests
- Door and side panel trims with cloth insert and bright trim strip
- Wiring installed for two rear loudspeakers
- Heated air outlets for passenger compartment in centre aisle (not on models with automatic transmission and turbo-diesel engine)
- Heat exchanger under rear bench seat on models with automatic transmission and turbo-diesel engine
- Through-flow ventilation behind rear windows

Special equipment on Caravelle Carat

- Special metallic paintwork
- Rectangular halogen twin headlights
- Front spoiler
- Bumpers and trim surround colour-coordinated
- 6 J x 14 light-alloy wheels with 205/70 R 14 tyres
- Electrically heated, remote control door mirrors
- Wash/wipe system for rear window
- Windscreen wiper system with intermittent setting and automatic wash/wipe
- Six individual seats with folding armrests
- Cloth seat upholstery (velour)
- Hollow-outline head restraints with cushioned insert, for front and rear seats
- Rotating seats in centre
- Velour floor carpeting
- All-round trims in colour to match paintwork
- Pull-out conference table
- Spotlights (reading lights) with rotating control
- Padded fascia
- Power steering
- Padded safety steering wheel
- Seat belts for all seats
- Revolution counter and digital clock
- Vent windows in cab doors
- Sliding windows in passenger compartment
- Illuminated ashtrays and cigarette lighters
- Stereo cassette radio with 4 loudspeakers
- Front passenger's sun visor with illuminated make-up mirror
- Telltale for dual-circuit brakes and handbrake
- Heated rear window
- Anti-glare safety interior mirror
- Several storage trays and consoles
- Reading light on front passenger's side
- Automatic light on step
- Luggage compartment lights
- Protective grille for rear window
- Heat exchanger under rear seats
- Through-flow ventilation behind rear windows

Special equipment on Multivan

- Painted bumper
- Wheel trim covers
- Cloth seat upholstery
- Door trims with armrest and door pull handle
- Front seats with folding armrests
- Carpeted cab floor
- Wooden floor with plastic coating in passenger compartment
- Folding three-seater rear bench seat with seat belts and head restraint mountings
- Storage compartment beneath rear bench seat
- Padded safety steering wheel
- Second battery with cut-off relay
- Fresh-air outlets for passenger compartment
- Side panel trims with folding table, integral armrests, ashtrays and drinks can holders
- Transistor light above folding table
- Individual seat with storage compartment behind driver's seat
- 12-Volt/220-Volt icebox with plug socket
- Button-on curtains in passenger compartment
- Roof lining
- Luggage compartment lined at left and right
- Tailgate lined
- Wide cushion with fabric upholstery on luggage compartment floor
- Heated air outlets for passenger compartment in centre aisle (not on models with automatic transmission and turbo-diesel engine)
- Heat exchanger under rear bench seat on models with automatic transmission and turbo-diesel engine

Multivan with lift-up roof:

- Lift-up roof in white, with double bed
- Roof vent with mosquito net
- Integral roof-mounted luggage tray

Technical description

Spark-ignition engine

Rear-mounted, watercooled four-stroke flat-four installed longitudinally, crankshaft with four main bearings, valves operated by tappets and rockers, hydraulic valve clearance adjustment. Closed-circuit, pressurised cooling system with pump. Radiator with separate header tank. Intake air preheated, with thermostat and vacuum control, electrical mixture preheating by hedgehog element, intake pipe heated by cooling system on carburettor engines. Pressure lubrication system with oil pump and renewable oil filter. Electronic ignition system. 44 kW engine with idle speed control. 70/82 kW engines with digitally-controlled fuel injection system.

Diesel engine

Installed as above, but longitudinally in inclined position; watercooled four-stroke inline engine. Crankshaft with five main bearings. Valve gear driven by toothed belt from overhead camshaft. Closed, pressurised cooling system with pump. Radiator with separate header tank. Pressure lubrication system with oil pump and renewable oil filter. Rapid preheating system. Turbocharger for turbo-diesel engine.

Electrical system:

12 Volt electrical system with alternator and low-maintenance battery.

Transmission:

Rear wheel drive via single dry plate clutch with asbestos-free lining, all-synchromesh manual gearbox, differential and double universal-joint shafts to the wheels.

Body:

Unitary all-steel frame and floor pan assembly with longitudinal and transverse members; deforming element for front bumper.

Steering:

No-maintenance rack and pinion. Safety steering column.

Suspension:

Front: independent with double wishbones, anti-roll bar and self-stabilising steering.
Rear: independent, with semi-trailing arms.
Front springing/damping: progressive-rate coil springs and telescopic dampers.
Rear springing/damping: 'Minibloc' coil springs and telescopic dampers.

Brakes:

Dual-circuit system with front discs and rear drums, brake servo and brake pressure regulator. Asbestos-free brake pads.

Wheels/tyres:

5½ J x 14 steel disc wheels with well base rims; 185 R 14 C steel-braced radial ply tyres.

Turning circle diameter: app. 10.7 m (35.1 ft)

Wheelbase: 2460 mm (96.9 in)

Track (front/rear): 1585/1570 mm (62.4/61.8 in)

Fuel tank capacity: 60 litres (13.2 Imp. gal)

Trailer loads:

Unbraked/braked: 600/1500 kg (1323/3307 lb) with spark-ignition and turbo-diesel engines; 600/1200 kg (1323/2646 lb) with diesel engine. On vehicles with increased payload limits: Unbraked/braked: 600/1300 kg (1323/2866 lb) with spark-ignition and turbo-diesel engines; 600/1000 kg (1323/2205 lb) with diesel engine. As altitude above sea level increases, engine performance gradually drops. At 1000 m (3280 ft) and for every additional 1000 m, 10% of the weight of the complete outfit (trailer load limit plus towing vehicle's gross weight limit) must therefore be deducted.

syncro models:

Body:

Additional sub-frame at front for mounting front final drive with viscous coupling, wishbones and anti-roll bar. Protective skids on either side of the propeller shaft. Undertray ahead of front wheels and for engine and gearbox assembly.

Transmission:

Rear: via single dry-plate clutch, all-synchromesh gearbox, final drive and constant-velocity joints to rear wheels.
Front: via propeller shaft, viscous coupling, front-axle final drive and constant-velocity joints to front wheels.

Wading depth (for protracted periods of travel through water)

350 mm (13.8 in) with spark-ignition engine and 200 mm (7.9 in) with turbo-diesel engine.

Ramp angle: 24°

Overhang angle, front/rear: 22/20°

Wheelbase: 2455 mm (96.7 in)

Wheels/tyres:

5½ J x 14 pressed-steel disc wheels with 185 R 14 C steel-braced radial ply tyres, 6 J x 14 pressed-steel disc wheels with 205 R 14 C steel-braced radial ply tyres available at extra charge.

Turning circle: app. 10.9 m (35.8 ft)

Track, front/rear: 1568/1560 mm (61.7/61.4 in)

Fuel tank capacity: 70 litres (15.4 Imp. gal)

Trailer towing loads:

Unbraked/braked
600/2000 kg (1323/4409 lb) with spark-ignition engine
600/1500 kg (1323/3307 lb) with turbo-diesel engine

16" syncro version:

Reinforcements:

Polyurethane sleeve on front driveshaft, high-performance anti-vibration dampers on front and rear axles, reinforced rear-axle driveshafts, front spring mountings, body panels around front wheels, B-posts and rear wishbone mountings.

Protective measures:

Plastic trim on larger wheel arches, cover on shift linkage guides.

Wheels/tyres:

5½ J x 16 pressed-steel disc wheels with 195 R 16 PR 8 steel-braced radial ply tyres; 6 J x 16 pressed-steel disc wheels with 205 R 16 C PR 8 steel-braced radial ply tyres.

Wading depth: 390 mm (15.3 in)

Ramp angle: 29°

Overhang angle, front/rear: 24/24°

Track, front/rear: 1597/1590 mm (62.8/62.6 in)

Other:

Up-rated brakes
Differential lock for rear wheels

Technical details

Engine type

Displacement, litres/cm³
Max. output acc. to DIN, in kW (bhp)
– at engine speed
Max. torque, Nm (lb.ft)
– at engine speed
Compression ratio
Mix preparation

Gearbox, standard

Gearbox, at extra charge

Alternator A max./battery A (Amp/h)

Maximum speeds,

km/h (mile/h)

With 4/5-speed gearbox/automatic transmission:

- Delivery van, Kombi, Caravelle C/CL/GL, Double-cab pick-up
- Caravelle Carat
- Multivan
- High-roof delivery van/High-roof Kombi
- Pick-up

Fuel consumption

Acc. to DIN 70 030²¹ (Part 1), l/100 km (Imp.mile/gal), with 4/5-speed gearbox/automatic transmission
Fuel grade

Min. octane/cetane No.

Kombi, Caravelle C/CL/GL:

- at constant 90 km/h (56 mile/h)
- at constant 120 km/h (75 mile/h)
- urban driving cycle

Caravelle Carat:

- at constant 90 km/h (56 mile/h)
- at constant 120 km/h (75 mile/h)
- urban driving cycle

Multivan:

- at constant 90 km/h (56 mile/h)
- at constant 120 km/h (75 mile/h)
- urban driving cycle

High-roof Kombi:

- at constant 90 km/h (56 mile/h)
- at constant 120 km/h (75 mile/h)
- urban driving cycle

Acc. to DIN 70 030²¹ (Part 2),

with 4/5-speed gearbox/automatic transmission:

- Delivery van
- High-roof delivery van
- Pick-up without tilt and bows
- Double-cab pick-up

Maximum gradient,

% (1 in ...) at full payload,

with 4/5-speed gearbox/automatic transmission

syncro models:

Gearbox, standard

Alternator A max./battery A (Amp/h)

Maximum speeds,

km/h (mile/h)

With 4 + G gearbox

- Delivery van, Kombi, Double-cab pick-up, Caravelle C/CL/GL, Multivan
- Pick-up
- High-roof delivery van, High-roof Kombi

Fuel consumption

Acc. to DIN 70 030²¹

(Part 1), l/100 km (Imp.mile/gal),

with 4 + G gearbox, at constant

- 90 km/h (56 mile/h)/
- 120 km/h (75 mile/h)/
- urban driving cycle
- Kombi, Multivan, Caravelle C/CL/GL
- High-roof Kombi

Acc. to DIN 70 030²¹

(Part 2)

- Delivery van, Double-cab pick-up
- High-roof delivery van
- Pick-up

Maximum gradient,

% (1 in ...)

at full payload, with 4 + G gearbox

- with 185 R 14 C tyres [195 R 16 C]
- with 205 R 14 C tyres [205 R 16 C]

44 kW (60 bhp)	57 kW (78 bhp)	70 kW (95 bhp) with exhaust emission control	82 kW (112 bhp)	42 kW (57 bhp)	51 kW (70 bhp)
4-cylinder spark-ignition 1.9/1913 44 (60) 3700 140 (103) 2200 8.6:1 Downdraught carburettor with fully automatic starting device 4-speed gearbox 5-speed gearbox 45/265 (54)	4-cylinder spark-ignition 1.9/1913 57 (78) 4400 150 (111) 2600 8.6:1 Downdraught two-stage carburettor with fully automatic starting device 4-speed gearbox 5-speed gearbox Automatic transmission ¹⁾ 45/265 (54) 90 A alternator with automatic transmission	4-cylinder spark-ignition 2.1/2109 70 (95) 4800 160 (118) 2800 9.0:1 Digital-controlled fuel injection system (Digifant) 5-speed gearbox Automatic transmission ¹⁾ 90/265 (54)	4-cylinder spark-ignition 2.1/2109 82 (112) 4800 174 (128) 2800 10.5:1 Digital-controlled fuel injection system (Digi-Jet) 5-speed gearbox Automatic transmission ¹⁾ 90/265 (54)	4-cylinder diesel 1.7/1715 42 (57) 4500 103 (76) 2800 23.0:1 Distributor-type fuel injection pump 4-speed gearbox 5-speed gearbox 65/380 (63)	4-cylinder turbo-diesel 1.6/1588 51 (70) 4500 138 (102) 2500 23.0:1 Distributor-type fuel injection pump 4-speed gearbox 5-speed gearbox 65/380 (63)
118/118/- (73/73/-)	130/130/125 (81/81/78)	-/141/136 (-/88/85)	-/150/146 (-/93/91)	115/115/- (71/71/-)	127/127/- (79/79/-)
-	-	-/141/136 (-/88/85)	-/150/146 (-/93/91)	-	-
113/113/- (70/70/-)	130/130/125 (81/81/78)	-/141/136 (-/88/85)	-/150/146 (-/93/91)	115/115/- (71/71/-)	127/127/- (79/79/-)
115/115/- (71/71/-)	125/125/120 (78/78/75)	-/136/131 (-/85/81)	-/145/141 (-/91/88)	110/110/- (68/68/-)	122/122/- (76/76/-)
	127/127/122 (79/79/76)	-/136/133 (-/85/83)	-/147/143/- (-/91/89)	112/112/- (70/70/-)	124/124/- (77/77/-)
Regular (2-star)	Regular (2-star)	Regular (2-star), unleaded	Premium (4-star)	Diesel	Diesel
91	91	91	98	45	45
9.7/9.7/- (29.1/29.1/-)	9.5/9.4/10.7 (29.7/30.1/26.4)	-/9.8/12.5 (-/28.9/22.6)	-/8.8/9.6 (-/32.1/29.4)	8.5/8.0/- (33.2/35.3/-)	8.3/7.9/- (34.0/35.8/-)
-	-	-/15.1/16.8 (-/18.7/16.8)	-/13.1/13.5 (-/21.6/20.9)	-	-
12.9/11.8/- (21.9/23.9/-)	13.9/10.9/13.8 (20.3/25.9/20.5)	15.5/16.5 (-/18.2/17.1)	12.0/13.8 (-/23.5/20.5)	8.9/9.8/- (31.7/28.8/-)	8.6/8.7/- (32.8/32.5/-)
-	-	-/10.0/13.2 (-/28.2/21.4)	-/9.0/9.8 (-/31.4/28.8)	-	-
-	-	-/14.7/17.8 (-/19.2/15.9)	-/13.3/13.7 (-/21.2/20.6)	-	-
-	-	-/16.1/17.1 (-/17.5/16.5)	-/12.6/14.4 (-/22.4/19.6)	-	-
-	9.5/9.4/10.7 (29.7/30.1/26.4)	-/9.8/12.5 (-/28.8/22.6)	-/8.8/9.6 (-/32.1/29.4)	8.5/8.0/- (33.2/35.3/-)	8.3/7.9/- (34.0/35.8/-)
-	-	-/14.5/16.8 (-/19.5/16.8)	-/13.1/13.5 (-/21.6/20.9)	-	-
-	13.9/10.9/13.8 (20.3/25.9/20.5)	-/15.5/16.5 (-/18.2/17.1)	-/12.0/13.8 (-/23.5/20.5)	8.9/9.8/- (31.7/28.8/-)	8.6/8.7/- (32.8/32.5/-)
11.5/11.0/- (24.6/25.7/-)	10.5/10.3/12.2 (26.9/27.4/23.2)	-/10.7/13.9 (-/26.4/20.3)	-/9.8/11.1 (-/28.8/25.4)	9.4/8.9/- (30.7/28.8/-)	9.2/8.9/- (30.7/31.7)
12.9/11.8/- (21.9/23.9/-)	13.9/10.9/13.8 (20.3/25.9/20.5)	-/16.3/18.4 (-/17.3/15.4)	-/14.3/15.1 (-/19.8/18.7)	-	-
		-/15.5/16.5 (-/18.2/17.1)	-/12.0/13.8 (-/23.5/20.5)	8.9/9.8/- (31.7/28.8/-)	8.6/8.7/- (32.8/32.5/-)
10.9/10.9/- (25.9/25.9/-)	11.7/11.4/12.5 (24.1/24.8/22.6)	-/13.1/15.1 (-/21.6/18.7)	-/12.9/13.3 (-/21.9/21.2)	8.8/8.1/- (32.1/34.9/-)	8.6/9.1/- (32.8/31.0/-)
11.7/11.2/- (24.1/25.2/-)	12.1/12.5/13.4 (23.3/22.6/21.1)	-/13.9/16.5 (-/20.3/17.1)	-/13.6/14.5 (-/20.8/19.5)	9.2/8.5/- (30.7/33.2/-)	10.6/10.2/- (26.6/27.7/-)
11.7/11.7/- (24.1/24.1/-)	12.3/11.9/12.9 (23.0/23.7/21.9)	-/13.6/15.9 (-/20.8/17.8)	-/13.3/13.9 (-/21.2/20.3)	8.8/8.7/- (32.1/32.5/-)	9.6/9.1/- (29.4/31.0/-)
11.4/10.7/- (24.8/26.4/-)	12.0/11.7/12.8 (23.5/24.1/22.1)	-/13.1/15.5 (-/21.6/18.2)	-/12.9/13.3 (-/21.9/21.2)	8.8/8.1/- (32.1/34.9/-)	10.2/9.8/- (27.7/28.8/-)
28/33/- (3.6/3.0/-)	30/33/46 (3.3/3.0/2.2)	-/38/50 (-/2.6/2.0)	-/38/50 (-/2.6/2.0)	25/27/- (4.0/3.7/-)	33/32/- (3.0/3.1)
-	4 + G gearbox	4 + G gearbox	4 + G gearbox	-	4 + G gearbox
-	90/265 (54)	90/265 (54)	90/265 (54)	-	65/380 (63)
-	125 (78)	135 (84)	142 [140] [88 [87]]	-	122 [116] [76 [72]]
-	122 (76)	132 (82)	139 [137] [86 [85]]	-	119 [113] [74 [70]]
-	120 (75)	130 (81)	137 [135] [85 [84]]	-	117 [111] [73 [69]]
-	11.2/-/14.9 (25.2/-/19.0)	12.1/17.1/16.1 (23.3/16.5/17.5)	10.1/15.4/13.9 [10.4/14.9/14.3] (28.0/18.3/20.3 [27.2/19.0/19.8]) (10.8/16.2/13.9 [11.1/15.8/14.3]) (26.2/17.4/20.3 [25.4/17.9/19.8])	-	8.8/-/9.7 [9.5/-/9.5] (32.1/-/29.1 [29.7/-/29.7]) 9.7/-/9.7 [10.5/-/9.5] (29.1/-/29.7 [26.9/-/29.7])
-	12.3/-/14.9 (23.0/-/19.0)	13.4/-/16.1 (21.1/15.4/17.5)		-	
-	13.1 (21.6)	15.2 (18.6)	13.6 [13.4] (20.8 [21.1])	-	9.9 [10.0] (28.5 [28.2])
-	13.5 (20.9)	15.9 (17.8)	15.7 [13.9] (18.0 [20.3])	-	11.9 [12.1] (23.7 [23.3])
-	13.7 (20.6)	15.5 (18.2)	13.9 [13.7] (20.3 [20.6])	-	10.9 [11.1] (25.9 [25.4])
-	54 (1.9)	61 (1.6)	70 [73] (1.43 [1.37])	-	58 [63] (1.72 [1.59])
-	59 (1.7)	56 (1.8)	64 [70] (1.56 [1.43])	-	54 [60] (1.85 [1.67])

¹⁾ Automatic transmission requires 63 Amp/h battery.

²⁾ Depending on driving style, road and traffic conditions, environmental influences and vehicle condition, the fuel consumption values obtained in practice may differ from those recorded by the standard test method.

Top speed, fuel consumption and maximum gradient values for 16" syncro version in [].

Dimensions and weights

	Delivery van	High-roof delivery van	Kombi	High-roof Kombi	Pick-up
Overall dimensions, mm					
Length	4570	4570	4570	4570	4570
Width	1845	1845	1845	1845	1870
Height	1965	2365	1960	2360	1930
Interior dimensions, mm					
Load space/load area					
Length	2780	2780	2780	2780	2730
Width	1590	1590	1590	1590	1735
Height	1465	1880	1465	1880	365
Load space m ³	5.7	7.6	5.7 ³⁾	7.6 ³⁾	–
Load area m ²	4.36	4.36	4.36 ³⁾	4.36 ³⁾	4.73
Under-platform compartment dimensions, mm					
Length	–	–	–	–	1500
Width	–	–	–	–	1650
Height	–	–	–	–	390
Unladen weight ²⁾					
Spark-ignition engine	1395	1445	1395	1445	1395/1430 ¹⁾
Diesel engine	1465	1515	1465	1515	1465/1500 ¹⁾
Turbo-diesel engine	1480	1530	1480	1530	1480/1515 ¹⁾
Axle load limits, kg, front/rear					
Spark-ignition engine	1200/1300	1200/1300	1200/1300	1200/1300	1200/1300
Diesel engine	1200/1300	1200/1300	1200/1300	1200/1300	1200/1300
Turbo-diesel engine	1200/1300	1200/1300	1200/1300	1200/1300	1200/1300
Payload limit, kg					
Spark-ignition engine	995	945	995	945	995/960 ¹⁾
Diesel engine	995	945	995	945	995/960 ¹⁾
Turbo-diesel engine	980	930	980	930	980/945 ¹⁾
Gross weight limit, kg					
Spark-ignition engine	2390	2390	2390	2390	2390
Diesel engine	2460	2460	2460	2460	2460
Turbo-diesel engine	2460	2460	2460	2460	2460
syncro models:					
Overall dimensions, mm					
Height	1990 (2020)	2390 (2420)	1990 (2020)	2390 (2420)	1995 (2025)
Width	– (1865)	– (1865)	– (1865)	– (1865)	– (1890)
Unladen weight ²⁾					
Spark-ignition engine	1540 (1590)	1590 (1640)	1540 (1590)	1590 (1640)	1540 (1590)
Turbo-diesel engine	1625 (1675)	1675 (1725)	1625 (1675)	1675 (1725)	1625 (1675)
Axle load limits, kg, front/rear	1300/1380	1300/1380	1300/1380	1300/1380	1300/1380
Payload limit, kg					
Spark-ignition engine	960 (910)	910 (860)	960 (910)	910 (860)	960 (910)
Turbo-diesel engine	875 (825)	825 (775)	875 (825)	825 (775)	875 (825)
Gross weight limit, kg	2500	2500	2500	2500	2500

Notes: Optional extras may increase the vehicle's unladen weight, in which case the payload must be reduced accordingly. With automatic transmission, the unladen weight is 40 kg (88 lbs) higher and the payload 40 kg lower. Axle load limits with increased payload, front/rear: 1200/1400 kg.

¹⁾ Without/with tilt and bows

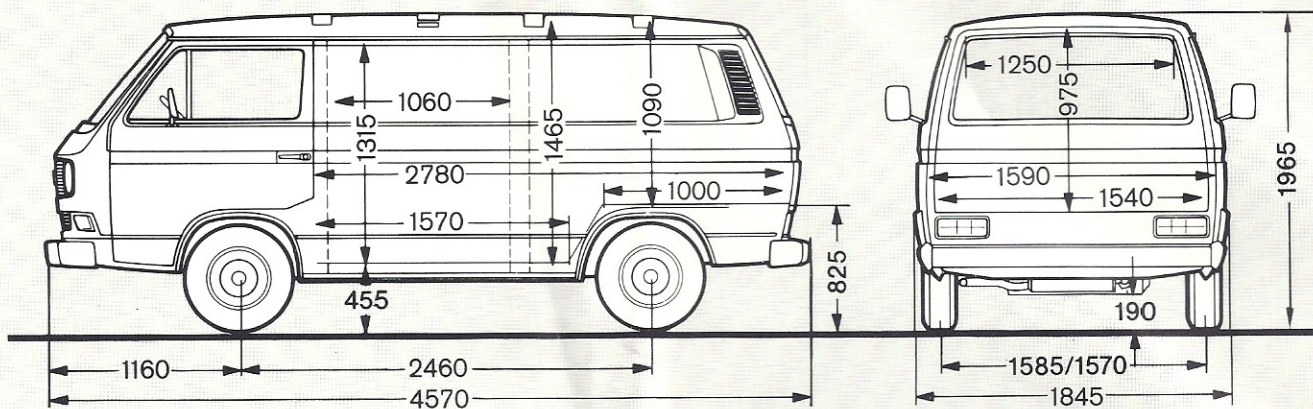
²⁾ Load-transporting vehicles: measured with driver. Passenger-carrying vehicles: measured without driver (on version without seats, the payload is 65 kg [143 lb] higher)

³⁾ Without seats

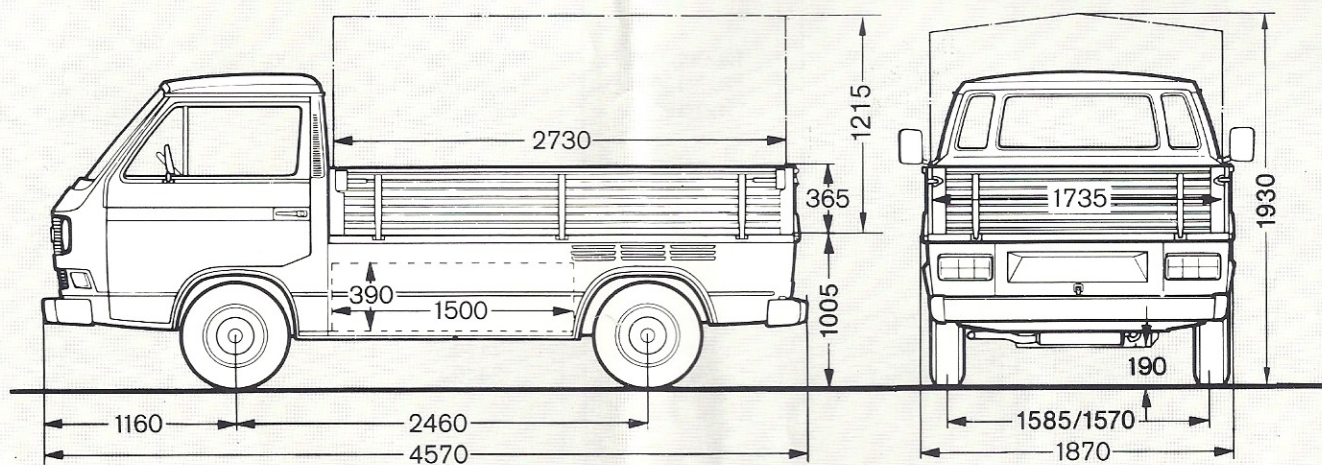
All heights stated may vary by up to app. ± 30 mm depending on specification.

Values for 16" syncro version in ().

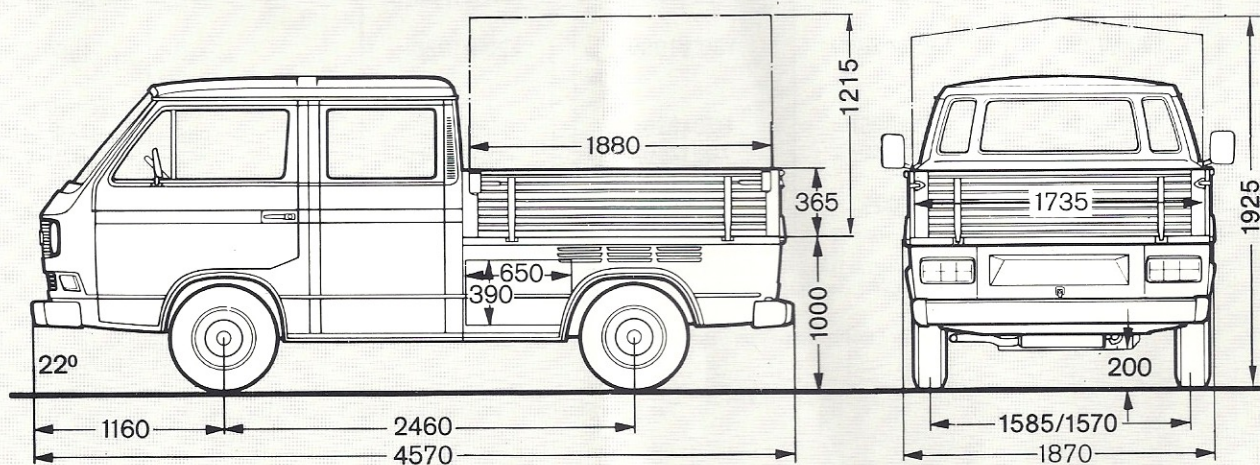
Pick-up with enlarged platform	Double-cab pick-up	Caravelle C	Caravelle CL Kombi L	Caravelle GL	Caravelle Carat	Multivan
4636 2000 1930	4570 1870 1925	4570 1845 1950	4600 1845 1950	4600 1845 1950	4605 1845 1950	4570 1845 1960
2820 1895 405 - 5.34	1880 1735 365 - 3.24	2780 1590 1465 - -	2780 1590 1465 - -	2780 1590 1465 - -	2780 1590 1370 - -	2780 1590 1465 - -
1500 1650 390	650 1650 390	- - -	- - -	- - -	- - -	- - -
1490 1560 1575	1450/1475 ¹⁾ 1520/1545 ¹⁾ 1535/1560 ¹⁾	1480 1550 1565	1480 1550 1565	1510 1580 1595	1730 - -	1395 1465 1480
1200/1300 1200/1300 1200/1300	1200/1300 1200/1300 1200/1300	1200/1300 1200/1300 1200/1300	1200/1300 1200/1300 1200/1300	1200/1300 1200/1300 1200/1300	1200/1300 - -	1200/1300 1200/1300 1200/1300
900 900 885	940/915 ¹⁾ 940/915 ¹⁾ 925/900 ¹⁾	910 910 895	910 910 895	880 880 865	610 - -	995 995 980
2390 2460 2460	2390 2460 2460	2390 2460 2460	2390 2460 2460	2390 2460 2460	2340 - -	2390 2460 2460
- -	1995 (2025) - (1890)	1990 (2020) - (1865)	1990 (2020) - (1865)	1990 (2020) - (1865)	- -	1990 (2020) - (1865)
- -	1595 (1645) 1680 (1730)	1625 (1675) 1710 (1760)	1625 (1675) 1710 (1760)	1655 (1750) 1740 (1790)	- -	1540 (1590) 1625 (1675)
-	1300/1380	1300/1380	1300/1380	1300/1380	-	1300/1380
- -	905 (855) 820 (770)	875 (825) 790 (740)	875 (895) 790 (740)	845 (795) 760 (710)	- -	960 (910) 875 (825)
-	2500	2500	2500	2500	-	2500



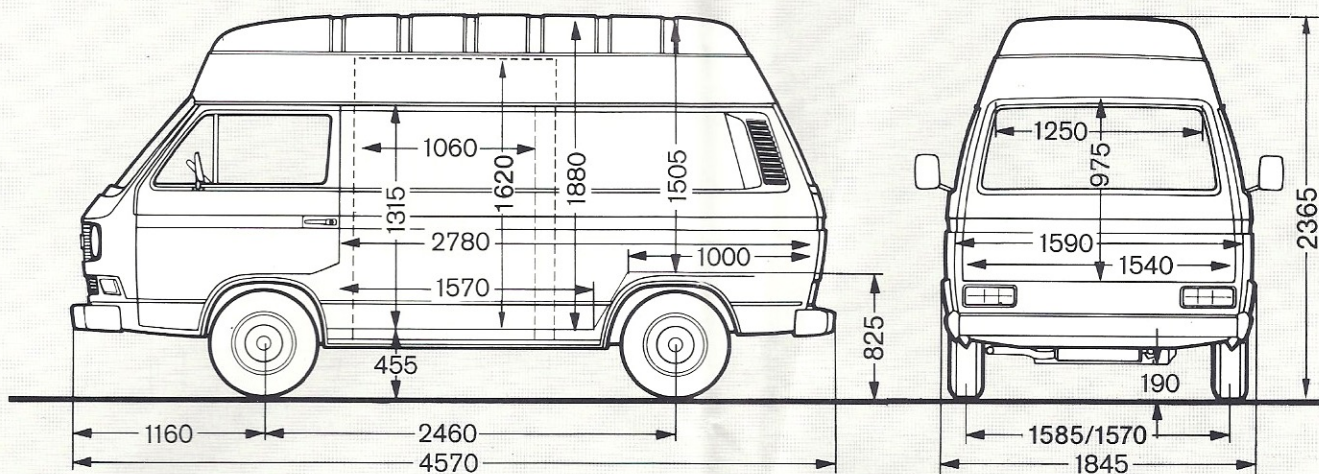
Delivery van



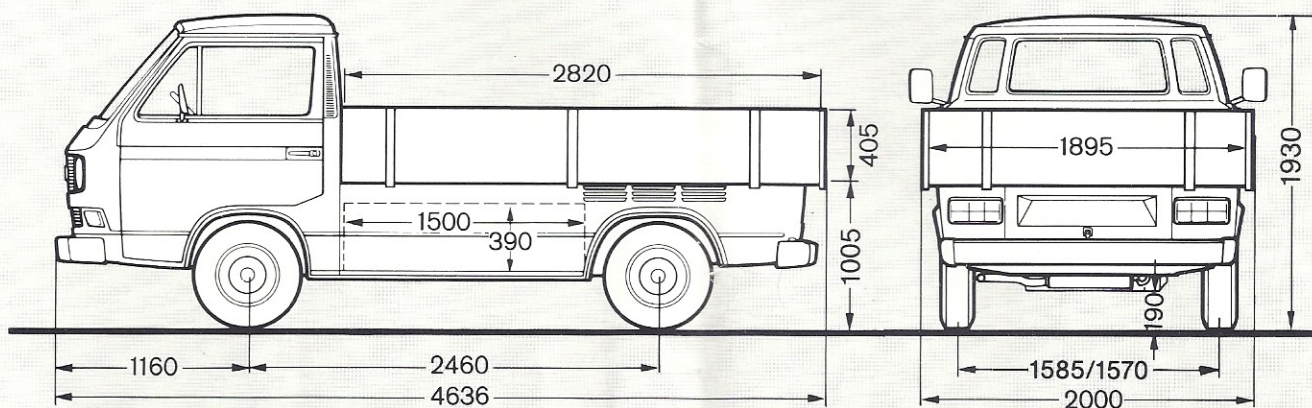
Pick-up



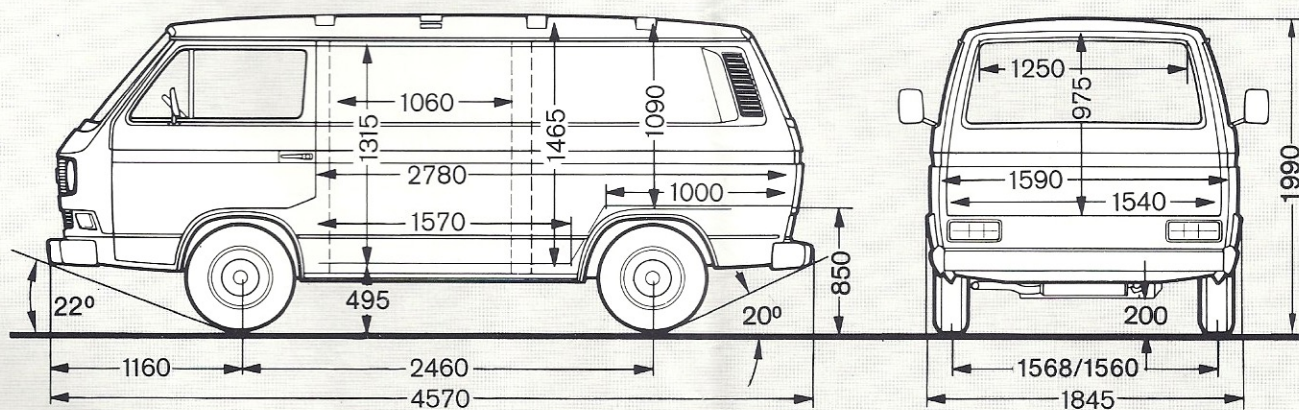
Double-cab pick-up



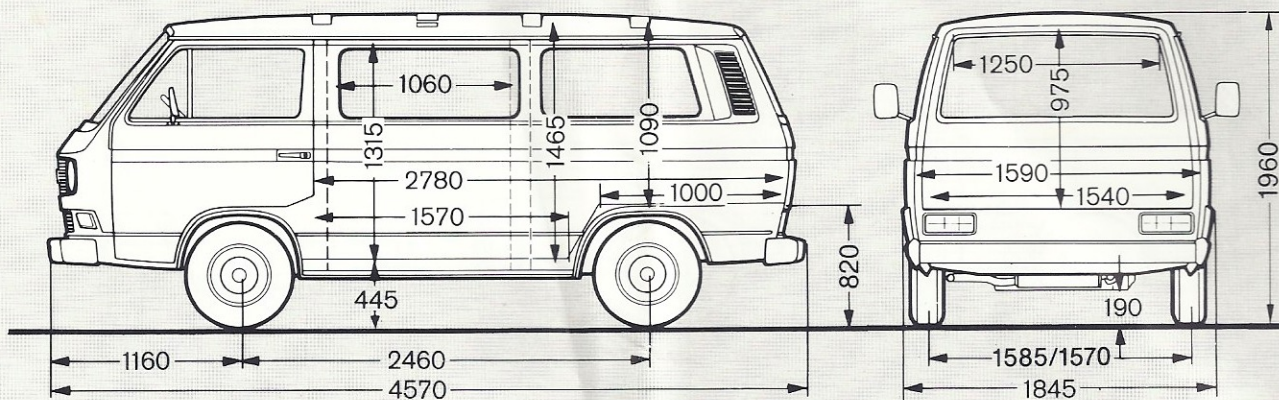
High-roof delivery van



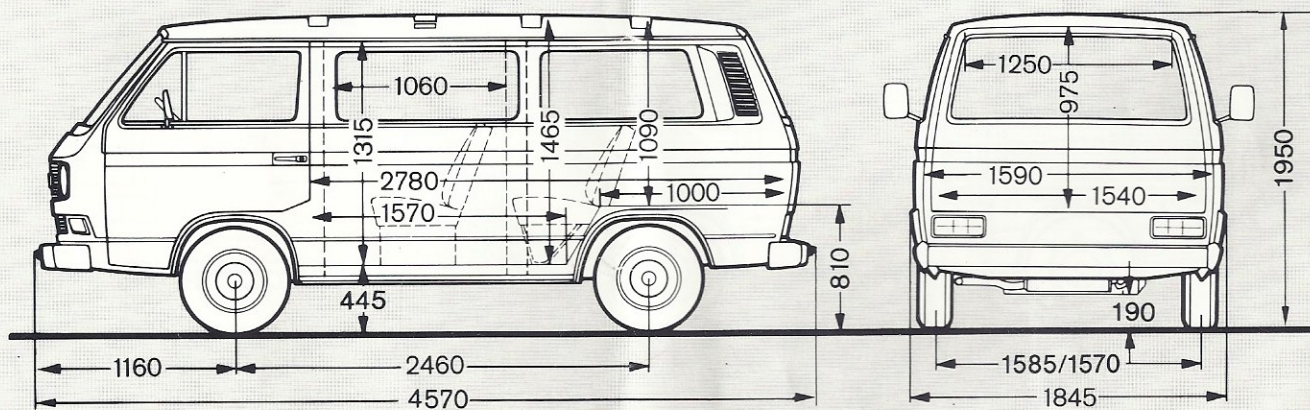
Pick-up with enlarged platform



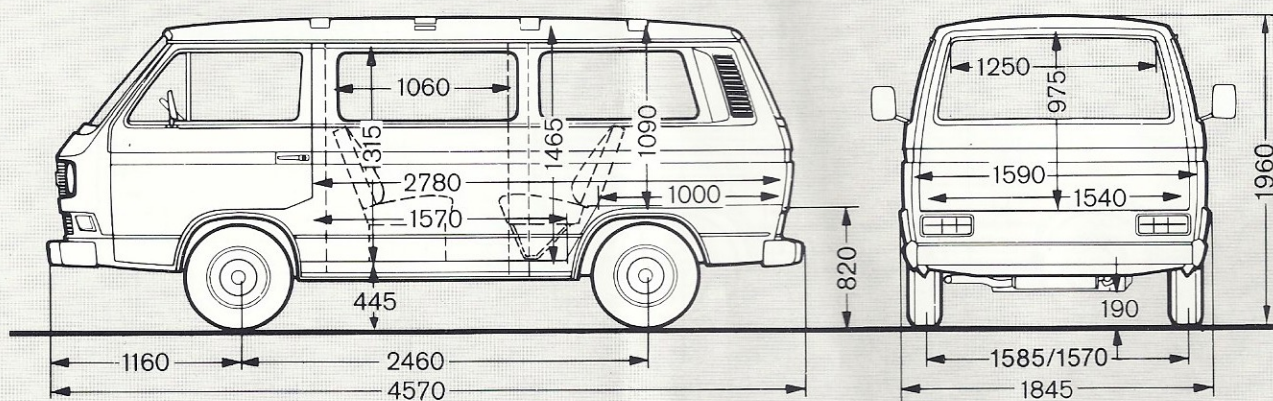
Delivery van syncro



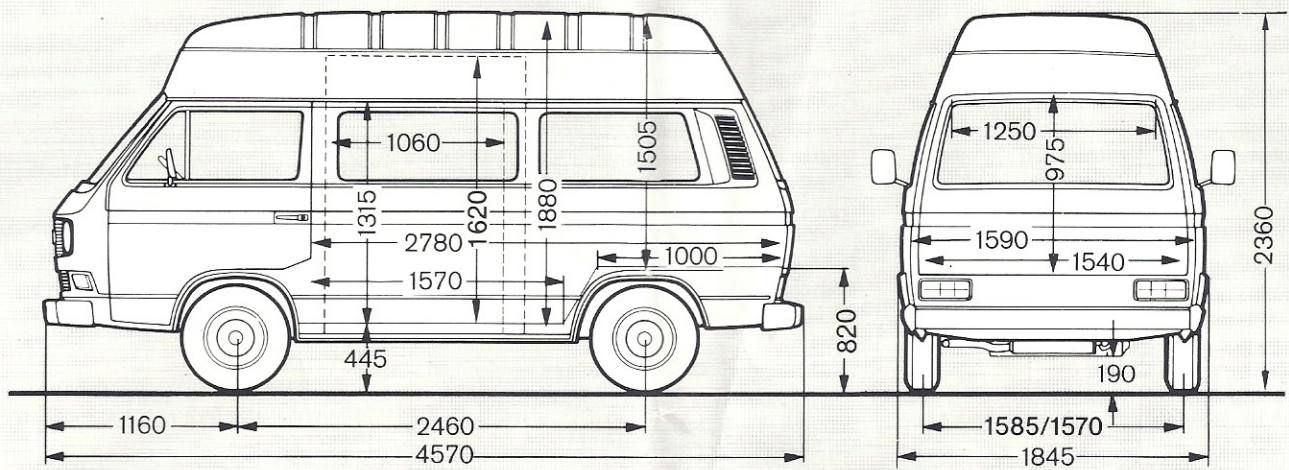
Kombi



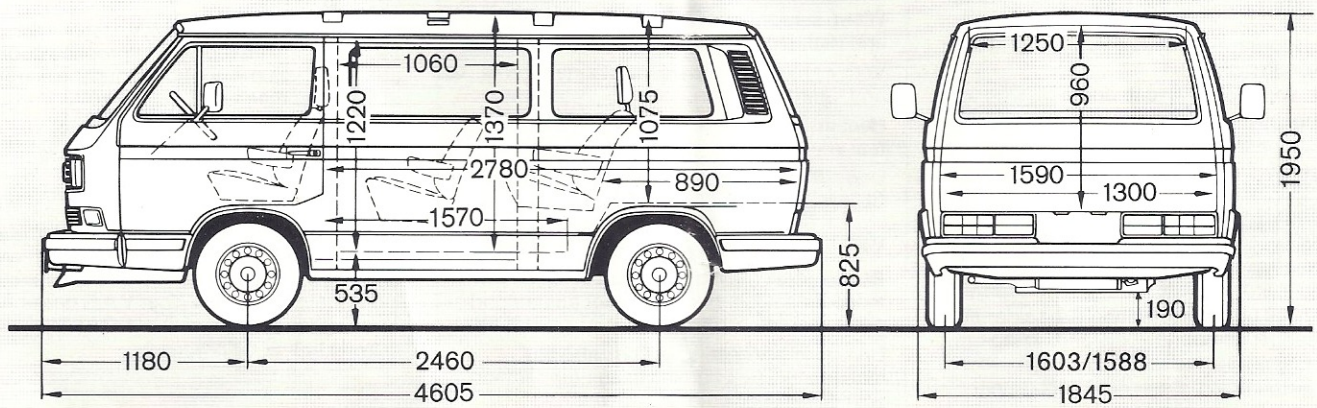
Caravelle C/CL/GL



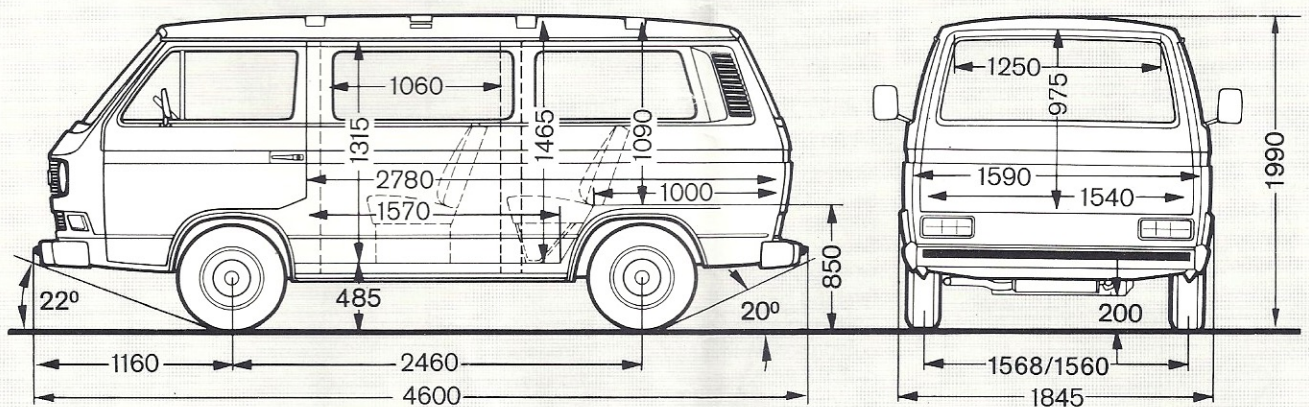
Multivan



High-roof Kombi



Caravelle Carat



Caravelle syncro

Options at extra charge

Poor-weather package

Rear fog light, intermittent setting for wind-screen wipers, halogen fog lights (not for GL and Carat)

"M" package

Revolution counter, digital clock, distance trip recorder, rubber strips for bumpers, vent windows in cab doors (not for CL, GL, Kombi L and Carat)

Cab area

Double front passenger seat with lap-only belt for centre seat (not for GL, Carat and Multivan)
Padded steering wheel and fascia in Saddle brown (standard on CL and GL)
Telltale lamp for dual-circuit vehicle brakes and handbrake (standard on GL/Carat and syncro models)
Lockable glove box cover (standard on CL, GL, Kombi L and Carat)
Anti-glare interior mirror (standard on GL and Carat)
Part-padded fascia (standard on CL, GL, Kombi L and Carat)
Power steering (not 44 kW engine)
Kienzle tachograph, two-driver unit
Cigarette lighter with 12-Volt socket (standard on CL, GL, Kombi L and Carat)
Revolution counter, digital clock and distance trip recorder (for Pick-up, Delivery van, Kombi, Caravelle C)
Central locking system (not for Pick-up and Double-cab pick-up)
Electric window lifts in cab doors
Rotating driver's and front passenger's seats (not permissible with 3-3 seating layout)
Air conditioning (not with 44 kW engine)

Passenger/load space, partitions, interior trim

Cloth seat upholstery (standard on GL, Carat and Multivan)
Three-point automatic seat belts for side seats in passenger compartment (standard lap-only belt for centre seats)
Head restraints in passenger compartment
Reclining rear bench seat in passenger compartment (for Kombi/L, C, CL, GL)
Load space cover (for Caravelle C/CL/GL)
Automatic fold-out step below sliding door (not for Carat)
Continuous vertical partition behind driver's seat (for Delivery van and Kombi)
Half-height, continuous horizontal partition
Interior trim for load space (rigid fibre board) (for Delivery van)
Interior trim for load space (rigid fibre board) (for Kombi)
Roof trimmed in load space (rigid fibre board) (for Delivery van and Kombi)
High, vertical partitions behind driver's and passenger's seats (for Delivery van and Kombi)
Partition behind cab with fixed window (for Delivery van)
Plastic roof trim (only for Kombi)
Partition behind cab with sliding window (not for GL, Multivan and Carat)
Partition behind cab, without window (for Delivery van)
Carpeted cab/passenger compartment (for C, CL)

Doors, windows and flaps

Rear sliding window on the left in passenger compartment (not for Carat)
Lockable engine compartment cover (only for Pick-up and Double-cab pick-up)
Heated rear window (standard on GL and Carat)
Lockable maintenance flap (Delivery van, Kombi, Caravelle)
1 window in sliding door and 1 opposite, or in both sliding doors (on M 520) (Delivery van)
Wiper system for rear window (standard on GL and Carat)
Heat-insulated glass for laminated windscreen
Sliding window in sliding door and one sliding window opposite in side of vehicle (Kombi C, CL, GL, Kombi L)
Sliding window in sliding door and one sliding window opposite in side of vehicle (Double-cab pick-up)
Second sliding door (for Delivery van/Kombi L, C, CL and Multivan)
Lock on sliding door with additional childproof safety catch
Steel sliding roof (for C, CL, GL, Kombi and Multivan)
Steel sliding roof with plastic roof lining (for Kombi)
Lift-up sunroof (not for High-roof delivery van and High-roof Kombi)
Vent windows in cab doors (standard on CL, GL and Carat)
Heat-insulating glazing for all side windows and rear window
Door storage tray on driver's side (standard on CL and GL)

Ventilation, air extraction and heating

BA 6 auxiliary heating system, also as independent fuel-burning heater (underfloor) with spark-ignition engines
DA 6 auxiliary heating system, also as independent fuel-burning heater (underfloor) with diesel engines
Auxiliary heating system (Westfalia) (für Multivan; reduced ground clearance on syncro models)
Fresh-air outlets in load space/passenger compartment
Heating outlets in the load space (for Delivery van)
Heated air outlets (heat exchanger) at rear in passenger compartment/load space (standard on Carat)
Heated air outlets (heat exchanger) at rear in passenger compartment/load space for Delivery van and Double-cab pick-up

Vehicle lights, battery, alternator

54 Amp/h battery
Headlight cleaning system
Second battery, with cut-off relay for diesel engines
Second battery, with cut-off relay for spark-ignition engines
Rear fog light
63 Amp/h battery (standard with diesel engines, compulsory with automatic transmission)
Up-rated 65 A alternator (standard with diesel engines)
Up-rated 90 A alternator
Halogen fog lights

Further equipment options

Antilock braking system (ABS) (not for syncro models)
Tilt and bows for Pick-up
Tilt and bows for Double-cab pick-up
Mudflaps at rear (standard on syncro models)
Reinforced bumpers
Rubber strips on bumpers (standard on CL and GL)
6 J light-alloy wheels with 205/70 R 14 tyres (standard on Carat)
Electrically heated, remote-control door mirrors (standard on Carat)
Trailer towing coupling (ball design)
Differential lock (not with automatic transmission)
Automatic fold-out step
Wax/bitumen-based long-life underseal
205 R 14 C tyres (for syncro models)
Differential lock for rear wheels (syncro models)
Differential lock for front and rear wheels (syncro models)

Radio systems

"alpha": mono, VHF, station memory buttons
"beta": stereo, VHF, station memory buttons, cassette replay
"gamma": stereo, VHF, MW, station memory buttons, cassette replay, theftproofing code, automatic volume control, 2 loudspeakers each at front and rear, with fade control

A windscreen aerial is also available at extra charge for all radios.

In addition to this selection of items, there is a wide range of equipment options which will enable you to equip your vehicle to your own individual preferences. Your V.A.G dealer for Volkswagen commercial vehicles will gladly provide further details.