














Price list for vehicles delivered under the



# Tourist Car Delivery Programme

(effective as of January 1st, 1969  
— prices and specifications subject to change without notice)

Model description	Model number		Tourist price ex factory DM
	LHD	RHD	
 <b>VW 1200</b>			
with 1200 cc engine	111011	112011	4059.—
with 1200 cc engine and steel sliding roof	115011	116011	4318.—
 <b>VW 1300</b>			
with 1300 cc engine	113021	114021	4664.—
with 1300 cc engine and steel sliding roof	117021	118021	4923.—
with 1300 cc engine and Selector AUTOMATIC	113022	114022	5082.—
with 1300 cc engine, Selector AUTOMATIC and steel sliding roof	117022	118022	5341.—
 <b>VW 1500</b>			
with 1500 cc engine	113031	114031	4878.—
with 1500 cc engine and steel sliding roof	117031	118031	5137.—
with 1500 cc engine and Selector AUTOMATIC	113032	114032	5296.—
with 1500 cc engine, Selector AUTOMATIC and steel sliding roof	117032	118032	5555.—
with 1500 cc engine/exhaust control system *	113041	—	5104.—
with 1500 cc engine/exhaust control system * and steel sliding roof	117041	—	5363.—
with 1500 cc engine/exhaust control system * and Selector AUTOMATIC	113042	—	5522.—
with 1500 cc engine/exhaust control system *, Selector AUTOMATIC and steel sliding roof	117042	—	5781.—
 <b>VW 1500 Convertible</b>			
with 1500 cc engine	151031	152031	6268.—
with 1500 cc engine and Selector AUTOMATIC	151032	152032	6686.—
with 1500 cc engine/exhaust control system *	151041	—	6495.—
with 1500 cc engine/exhaust control system * and Selector AUTOMATIC	151042	—	6913.—
 <b>VW 1500 Karmann Ghia Convertible</b>			
with 1500 cc engine	141031	142031	7360.— 7497.—
with 1500 cc engine and Selector AUTOMATIC	141032	142032	7778.— 7915.—
with 1500 cc engine/exhaust control system *	141041	—	7587.—
with 1500 cc engine/exhaust control system * and Selector AUTOMATIC	141042	—	8005.—
 <b>VW 1500 Karmann Ghia Coupé</b>			
with 1500 cc engine	143031	144031	6750.— 6887.—
with 1500 cc engine and Selector AUTOMATIC	143032	144032	7168.— 7305.—
with 1500 cc engine/exhaust control system *	143041	—	6977.—
with 1500 cc engine/exhaust control system * and Selector AUTOMATIC	143042	—	7395.—
 <b>VW 1600 L Karmann Ghia Coupé</b>			
with 1600 cc engine	343021	344021	8238.74 8612.61
with 1600 cc engine and electrically operated steel sliding roof	345021	346021	8923.42 9297.30
with 1600 cc engine and AUTOMATIC	343023	344023	8959.46 9333.33
with 1600 cc engine, electrically operated steel sliding roof and AUTOMATIC	345023	346023	9644.14 10018.02
 <b>VW 1600 TL</b>			
with 1600 cc engine	311021	312021	6369.37
with 1600 cc engine and steel sliding roof	313021	314021	6725.23
with 1600 cc engine and AUTOMATIC	311023	312023	7090.09
with 1600 cc engine, steel sliding roof and AUTOMATIC	313023	314023	7445.95
with 1500 cc engine	311011	312011	6261.26
with 1500 cc engine and steel sliding roof	313011	314011	6617.12


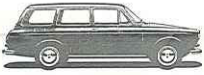




Model description	Model number		Tourist price ex factory DM
	LHD	RHD	
 <b>VW 1600 TLE</b>			
with 1600 cc engine/electronically controlled fuel injection system *	311031	312031	6896.40
with 1600 cc engine/electronically controlled fuel injection system * and steel sliding roof	313031	314031	7252.25
with 1600 cc engine/electronically controlled fuel injection system * and AUTOMATIC	311033	312033	7617.12
with 1600 cc engine/electronically controlled fuel injection system *, steel sliding roof and AUTOMATIC	313033	314033	7972.97
<b>VW 1600 T</b>			
with 1600 cc engine	311321	312321	6031.53
with 1600 cc engine and steel sliding roof	313321	314321	6387.39
with 1600 cc engine and AUTOMATIC	311323	312323	6752.25
with 1600 cc engine, steel sliding roof and AUTOMATIC	313323	314323	7108.11
with 1500 cc engine	311311	312311	5923.42
with 1500 cc engine and steel sliding roof	313311	314311	6279.28
 <b>VW 1600 TA</b>			
with 1600 cc engine	311421	312421	5801.80
with 1600 cc engine and steel sliding roof	313421	314421	6157.66
with 1600 cc engine and AUTOMATIC	311423	312423	6522.52
with 1600 cc engine, steel sliding roof and AUTOMATIC	313423	314423	6878.33
with 1500 cc engine	311411	312411	5693.69
with 1500 cc engine and steel sliding roof	313411	314411	6049.55
 <b>VW 1600 L</b>			
with 1600 cc engine	315121	316121	6369.37
with 1600 cc engine and steel sliding roof	317121	318121	6725.23
with 1600 cc engine and AUTOMATIC	315123	316123	7090.09
with 1600 cc engine, steel sliding roof and AUTOMATIC	317123	318123	7445.95
with 1500 cc engine	315111	316111	6261.26
with 1500 cc engine and steel sliding roof	317111	318111	6617.12
<b>VW 1600 LE</b>			
with 1600 cc engine/electronically controlled fuel injection system	315131	316131	6896.40
with 1600 cc engine/electronically controlled fuel injection system and steel sliding roof	317131	318131	7252.25
with 1600 cc engine/electronically controlled fuel injection system and AUTOMATIC	315133	316133	7617.12
with 1600 cc engine/electronically controlled fuel injection system, steel sliding roof and AUTOMATIC	317133	318133	7972.97
<b>VW 1600</b>			
with 1600 cc engine	315321	316321	6031.53
with 1600 cc engine and steel sliding roof	317321	318321	6387.39
with 1600 cc engine and AUTOMATIC	315323	316323	6752.25
with 1600 cc engine, steel sliding roof and AUTOMATIC	317323	318323	7108.11
with 1500 cc engine	315311	316311	5923.42
with 1500 cc engine and steel sliding roof	317311	318311	6279.28
 <b>VW 1600 A</b>			
with 1600 cc engine	315021	316021	5801.80
with 1600 cc engine and steel sliding roof	317021	318021	6157.63
with 1600 cc engine and AUTOMATIC	315023	316023	6522.52
with 1600 cc engine, steel sliding roof and AUTOMATIC	317023	318023	6878.33
with 1500 cc engine	315011	316011	5693.69
with 1500 cc engine and steel sliding roof	317011	318011	6049.55
 <b>VW 1600 L Variant</b>			
with 1600 cc engine	361021	362021	6630.63
with 1600 cc engine and steel sliding roof	363021	364021	6986.49
with 1600 cc engine and AUTOMATIC	361023	362023	7351.35
with 1600 cc engine, steel sliding roof and AUTOMATIC	363023	364023	7707.21
with 1500 cc engine	361011	362011	6522.52
with 1500 cc engine and steel sliding roof	363011	364011	6878.33

\* Mandatory in USA/Canada


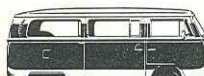
Volkswagens are delivered to 136 countries the world over. Obviously, traffic laws and type-approval regulations tend to vary from country to country.

You may find, therefore, that the models and equipment actually offered for sale differ from the data given in this list.

So please ask your nearest VW dealer for information regarding the wide range of VW models, colours, equipment and optional extras valid for your country.

Model description	Model number		Tourist price ex factory DM
	LHD	RHD	
 <b>VW 1600 LE Variant</b>			
with 1600 cc engine/ electronically controlled fuel injection system *	361031	362031	7157.66
with 1600 cc engine/ electronically controlled fuel injection system * and steel sliding roof	363031	364031	7513.51
with 1600 cc engine/ electronically controlled fuel injection system * and AUTOMATIC	361033	362033	7878.38
with 1600 cc engine/ electronically controlled fuel injection system *, steel sliding roof and AUTOMATIC	363033	364033	8234.23
 <b>VW 1600 A Variant</b>			
with 1600 cc engine	365021	366021	6202.70
with 1600 cc engine and steel sliding roof	367021	368021	6558.56
with 1600 cc engine and AUTOMATIC	365023	366023	6923.42
with 1600 cc engine, steel sliding roof and AUTOMATIC	367023	368023	7279.28
with 1500 cc engine	365011	366011	6094.59
with 1500 cc engine and steel sliding roof	367011	368011	6450.45
 <b>VW 411 L (2 door)</b>			
with 1700 cc engine	411011	412011	7355.86
with 1700 cc engine and steel sliding roof	411011 M 560	412011 M 560	7711.72
with 1700 cc engine and AUTOMATIC	411013	412013	8076.58
with 1700 cc engine, AUTOMATIC and steel sliding roof	411013 M 560	412013 M 560	8432.44
<b>VW 411 (2 door)</b>			
with 1700 cc engine	415011	416011	7000.—
with 1700 cc engine and steel sliding roof	415011 M 560	416011 M 560	7355.86
with 1700 cc engine and AUTOMATIC	415013	416013	7720.72
with 1700 cc engine, AUTOMATIC and steel sliding roof	415013 M 560	416013 M 560	8076.58
 <b>VW 411 L (4 door)</b>			
with 1700 cc engine	421011	422011	7644.14
with 1700 cc engine and steel sliding roof	421011 M 560	422011 M 560	8000.—
with 1700 cc engine and AUTOMATIC	421013	422013	8364.86
with 1700 cc engine, AUTOMATIC and steel sliding roof	421013 M 560	422013 M 560	8720.72
<b>VW 411 (4 door)</b>			
with 1700 cc engine	425011	426011	7288.29
with 1700 cc engine and steel sliding roof	425011 M 560	426011 M 560	7644.15
with 1700 cc engine and AUTOMATIC	425013	426013	8009.01
with 1700 cc engine, AUTOMATIC and steel sliding roof	425013 M 560	426013 M 560	8364.87
<b>Models VW 411 L and 411 are not released for export to USA/Canada.</b>			
 <b>VW Kombi (without seats in passenger compartment)</b>			
with 1600 cc engine and sliding door right	231011	—	6783.80
with 1600 cc engine and sliding door left	—	234011	6783.80
with 1600 cc engine/ exhaust control system * and sliding door right	231021	—	6923.44
with 1600 cc engine, steel sliding roof and sliding door right	235011	—	7234.25
with 1600 cc engine/ exhaust control system *, steel sliding roof and sliding door right	235021	—	7373.89
 <b>VW Campmobile</b>			
please ask for special price lists including description			

\* Mandatory in USA/Canada

Model description	Model number		Tourist price ex factory DM
	LHD	RHD	
 <b>VW Microbus (7 seater)</b>			
with 1600 cc engine/ exhaust control system * and sliding door right	221121	—	7770.29
with 1600 cc engine/ exhaust control system *, steel sliding roof and sliding door right	225121	—	8220.74
 <b>VW Microbus (8 seater)</b>			
with 1600 cc engine and sliding door right	221011	—	7675.69
with 1600 cc engine and sliding door left	—	224011	7675.69
with 1600 cc engine, steel sliding roof and sliding door right	225011	—	8126.14
with 1600 cc engine, steel sliding roof and sliding door left	—	228011	8126.14
with 1600 cc engine, partition between cab/ passenger compartment and sliding door right	221411	—	7684.70
with 1600 cc engine, partition between cab/ passenger compartment and sliding door left	—	224411	7684.70
with 1600 cc engine, partition between cab/ passenger compartment, steel sliding roof and sliding door right	225411	—	8135.15
with 1600 cc engine, partition between cab/ passenger compartment, steel sliding roof and sliding door left	—	228411	8135.15
 <b>VW Microbus (9 seater)</b>			
with 1600 cc engine, partition between cab/ passenger compartment and sliding door right	221511	—	7729.75
with 1600 cc engine, partition between cab/ passenger compartment and sliding door left	—	224511	7729.75
with 1600 cc engine/ exhaust control system *, partition between cab/ passenger compartment and sliding door right	221521	—	7869.39
with 1600 cc engine, partition between cab/ passenger compartment, steel sliding roof and sliding door right	225511	—	8180.20
with 1600 cc engine, partition between cab/ passenger compartment, steel sliding roof and sliding door left	—	228511	8180.20
with 1600 cc engine/ exhaust control system *, partition between cab/ passenger compartment, steel sliding roof and sliding door right	225521	—	8319.84
 <b>VW Microbus Deluxe (8 seater)</b>			
with 1600 cc engine, steel sliding roof, two-tone finish and sliding door right	241011	—	8765.78
with 1600 cc engine, steel sliding roof, two-tone finish and sliding door left	—	244011	8765.78
with 1600 cc engine, partition between cab/ passenger compartment, steel sliding roof, two-tone finish and sliding door right	241411	—	8774.79
with 1600 cc engine, partition between cab/ passenger compartment, steel sliding roof, two-tone finish and sliding door left	—	244411	8774.79
 <b>VW Microbus Deluxe (9 seater)</b>			
with 1600 cc engine, partition between cab/ passenger compartment, steel sliding roof, two-tone finish and sliding door right	241511	—	8819.84
with 1600 cc engine, partition between cab/ passenger compartment, steel sliding roof, two-tone finish and sliding door left	—	244511	8819.84

#### International Car Registration and Motor Vehicle Insurance

International Registration can only be obtained for the period of validity of the third party mandatory insurance — however, for a maximum of 1 year only. These documents and the International Licence Plates are procured by us.

Third Party Liability Insurance is a prerequisite for International Car Registration. This insurance incl. Fire and Theft coverage for your VW and additional Collision insurance can be supplied by Volkswagen-Versicherungsdienst GmbH (Volkswagen Insurance Service). Detailed information about the coverage and the premium will be given by your VW dealer.

This insurance is valid in all European countries — an International Insurance card will be issued.

#### Turnover Tax

The prices mentioned in this list do not include the turnover tax which has to be paid in advance.

If the car is to be collected in Germany the tax amounts to 11 %. However, Volkswagenwerk AG will refund to the customer direct 7 %

if the customer provides evidence of exportation of his vehicle from Germany within 6 months after delivery.

If the car is to be collected outside Germany the tax amounts to 4 % and cannot be refunded.

#### Example

In order to give you an idea of the cost involved you will find below a calculation of a Tourist Car Delivery at our factory in Wolfsburg.

Model:	VW 1500 with 1500 cc engine	DM 4878.—
Extras:	Leatherette upholstery	DM 32.—
	White wall tyres	DM 72.—
	VW car radio "Emden"	DM 235.—
	Sub total	DM 5217.—
	11 % Turnover tax **	DM 573.87
Documents:	Intern. Reg./Licence Plates	DM 16.—
	3 months Insurance Type A	DM 150.—
	Total	DM 5956.87

\*\* The greater portion of this sum will be refunded. It represents a saving of 7 % on the German domestic price.