



You should see what we've done to our truck.



The first thing we did was take off our old swinging side doors. We replaced them with a new sliding one. Now when you want to put something into the box or take it out, you just give the door a little shove and it slides right out of your way.




And another thing to go was the centre bar in the windshield. We replaced it with more windshield for greater visibility. We also made the overall windshield area bigger for the same reason.




Then we fitted our bigger windshield with bigger 2-speed windshield wipers. This way you can see more in any weather.



And this year, it'll be easier for you to see how much gas you're saving, and how fast you're going. This is simply because we've made the instrument panel easier to read. We've also made the rest of the dashboard easier to look at, by adding handsome trim and plush safety padding.




We've also added something that will save you a lot of jumping in and out. A walk-through passage that lets you walk back into the cargo area without having to leave the inside of the truck.




This is the new front fresh air vent for keeping the box full of fresh air on hot days. Air goes in here and out adjustable vents on the dashboard.



All of our '68 trucks and vans come equipped with twin, full-sized sideview mirrors to make going backwards almost as easy as going forward.



This is the spare room in the vans. Easy to get at if you should have the misfortune to have to get at it.



The front doors are wider this year. We've made them larger for two very good reasons. In the first place, we've made room for a new step. This makes getting in and out a lot easier.

In the second place, by making them larger, there's more room for you to slip in and out.




When you sit down in our '68 truck, you'll notice a couple of other things we've done. First of all, you notice that the steering wheel is slanted toward you. So it steers more like a car and less like a bus.


And the other thing you'll notice is the comfort of the new bucket seats. Both seats are adjustable.

By the way the passenger seat is standard equipment.

The engine, of course, is in the rear and does all the things it's famous for. Like average 27 miles to the gallon. And never uses any water or anti-freeze. We've even increased the horsepower slightly. (One horse.) And because it's mounted in the rear you get better traction in snow than front engine trucks.



We also found a way to brighten up night driving. The new sealed beams are brighter; and they've been repositioned slightly. Now, when they're turned on, they put a lot more light on a lot more road.



In the pick-up when you have something extra to haul (extra tools, extra equipment, etc.) there's some extra room at the bottom. The lockable storage compartment will hold 23 cu. ft. of extras.

The 1968 Volkswagen Trucks



DELIVERY VAN

We've put a little beauty into the box.



6 PASSENGER PICK-UP



WINDOW VAN



PICK-UP

SPECIFICATIONS

Engine
4-cylinder, 4-stroke (flat four) 1600 cc rear engine. Bore/stroke: 3.36/2.72 in. (85.5/69 mm). Capacity 96.66 cu. in. (1584 c.c.). Compression ratio: 7.7:1. Output: 57.8 b.h.p. (SAE) at 4400 r.p.m. Maximum torque: 81.5 ft./lb. (SAE) at 3000 r.p.m. Pressure lubricated by gear pump. Oil cooler. Thermostatically controlled air cooling by fan. Downdraft carburetor. Solex 30 PICT-1 with automatic choke, accelerator pump and oil bath type air cleaner. Mechanical fuel pump. Automatic preheating of air intake and mixture.

Electrical System
12 volt battery with early cut-in generator. Turn indicator lever. Ignition-starter switch with non-repeat lock. Two-speed self-parking windshield wipers and pneumatic windshield washer. Interior courtesy light with switch below dashboard. Rheostat controlled instrument panel lighting. Safety 4-way flashing lights. Back-up lights, front and rear side reflectors.

Transmission
Power transmitted via a dry single plate clutch, fully synchronized four-speed gearbox with double jointed half axle shafts at rear. Gear ratios 1st to 4th gears: 3.80:1, 2.06:1, 1.26:1, 0.82:1. Reverse: 3.61:1. Final Drive: 5.375:1.

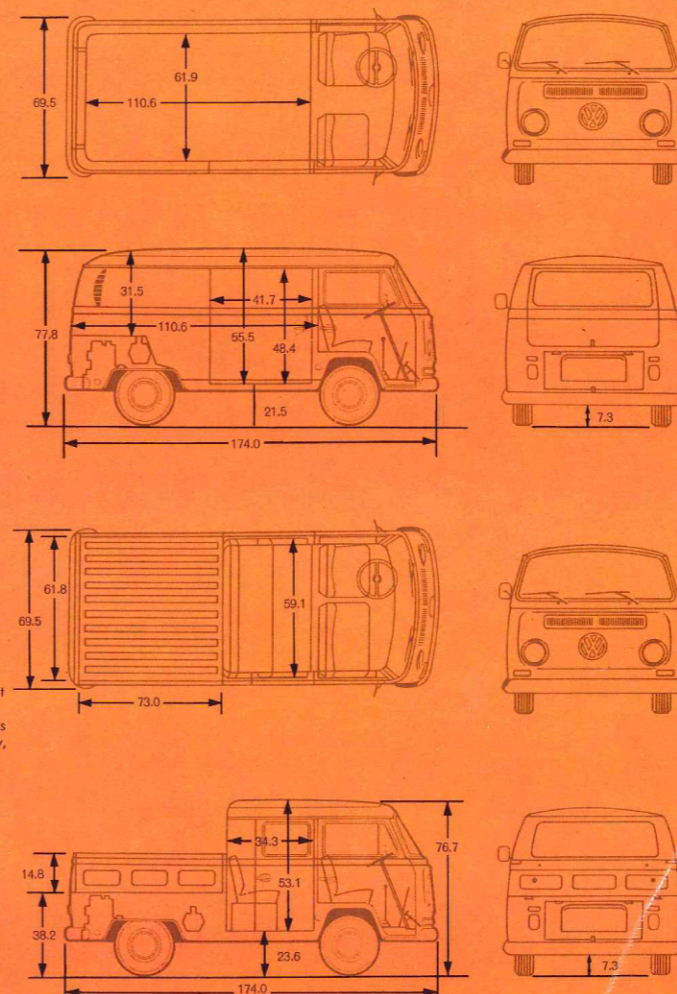

Chassis
Reinforced centre section frame, independent 4-wheel suspension, 2 laminated front torsion bars with additional torsion stabilizer bar, rear torsion bars on each side. Telescopic double action hydraulic shock absorbers. Roller type Ross steering, self centering with maintenance free track rods and hydraulic steering damper. Turning circle approximately 39 ft. 3 turns of steering wheel from lock to lock. Dual hydraulic master-cylinder on brake system operating independently in pairs on front and rear wheels, mechanical parking brake with pull-out stop operating on rear wheels. Tubeless tires 7.00 x 14 mounted on safety drop-outer rims 5JK x 14. Fuel tank capacity 12.5 imp. gal. Road clearance 7.3 in. with load. Track: front/rear—54.5/56.1 in.

WINDOW VAN
Weights in lbs.: Payload, 2,020; Gross Weight, 4,795; Seating Capacity, 3. Optional Equipment: Centre and rear seats for 6-9 passenger seating arrangement; (payload include extra seats)

PICK-UP
Weights in lbs.: Payload, without bows and tarpaulin, 2,205; with bows and tarpaulin, 2,128; Gross Weight, 4,795; Seating Capacity, 3. Optional Equipment: Bows and tarpaulin.

DELIVERY VAN
Weight in lbs.: Payload 2,020; Gross Weight, 4,795; Seating Capacity, 3.

6-PASSENGER PICK-UP
Weights in lbs.: Payload, without bows and tarpaulin, 2,104; with bows and tarpaulin, 2,051; Gross Weight, 4,795; Seating Capacity, 6. Optional Equipment: Bows and tarpaulin.



Body

Large single piece wrap-around safety windshield. Safety glass all round. Right hand side sliding door. Vent windows in cab as well as (window van only) sliding door and left side rear window. Knob-type window sill locks, dished steering wheel, wind-down windows in cab, padded dashboard, safety rubber knobs on dashboard and side panels, speedometer and odometer, instrument cluster combining fuel gauge and warning lights for turn signals, oil pressure, generator charging as well as high beam, warning light on dashboard for dual brake system, individually controlled fresh air vents. Padded armrests on both doors. Warm fresh air supplied by heat exchangers and circulated through 2 vents on the windshield and 3 in foot well of cab. Additional heater outlets in main body section except for pick-up model. Front seats and backs individually adjustable. Headlining in cab section. Large sliding door 41.7" wide and 48.4" high on passenger side. Safety belts, lift-up rear gate for access to loading area.

Performance

Fuel consumption according to DIN 70030 (Consumption plus 10% with half the payload at a steady 3/4 of top speed on level road.) 27 miles (imp. gal.) Maximum and cruising speed 65 m.p.h. Climbing ability (fully loaded): 1st to 4th gear: 29%—15%—8.5%—5%.

WARRANTY

"If the owner maintains and services the vehicle in accordance with the Volkswagen maintenance schedule and obtains a validation stamp on his Maintenance Card every twelve months, and if any part of a new Volkswagen becomes defective within 24 months or 24,000 miles after delivery, whichever comes first, any authorized Canadian or United States Volkswagen dealer, to which the customer delivers the car, will repair or replace the defective part free of charge for material and labor with a new or factory reconditioned part, provided the customer presents the dealer with the validated Maintenance Card and provided, further, that the defective part has not become so due to normal use, wear and tear, exposure, misuse, accident or by the installation of non-genuine Volkswagen parts, or by the repair of the car by someone other than an authorized Volkswagen dealer; nor does warranty cover for normal maintenance services such as fuel system cleaning and wheel, brake or clutch adjustment, replacement of service items such as spark plugs, ignition points, v-belts, wiper blades or brake and clutch linings and the deterioration of upholstery, soft trim or appearance items."



YOUR AUTHORIZED VOLKSWAGEN DEALER