



VOLKSWAGEN SPECIAL VEHICLES

Foreword to Special Model Album

In order to obtain maximum advantage from over twelve years experience as the manufacturer of light Compact Trucks and Buses, we have extended the range of Special Models to be offered to individual trades so as to gain greater impact and activity in the commercial market.

We are, of course, well ahead of competitive manufacturers in our experience of the requirements for light trucks and, by widening our range of vehicles, we will attract further attention to our standard range of Commercial Vehicles in addition to the extra sales volume offered by the Special Models.

Actual sales have proven to us that a demand exists for the special applications of our various models, and we feel sure that an intelligent use of this album towards the prospects listed for each vehicle, will produce sales results with good profit.

Particular attention should be paid to the suggested price lists which must include in some cases additionally the freight costs for the equipment, where this will be installed locally. Further, the method of ordering additional equipment should be studied so as to avoid delays and error in this regard. Our Wholesale Department offers full co-operation towards securing the necessary basic model, should you not have the appropriate model in stock at the time of a sales order.

We ourselves have placed bulk orders with the manufacturers of the equipment so as to secure the most competitive prices and to reduce delivery time to a minimum. Where tooling costs were involved, we have absorbed this item as our contribution towards the promotion of special model sales.

VOLKSWAGEN CANADA LTD.
Golden Mile
Toronto 16, Ontario

CONTENTS

Aerial Ladder	No. 1
Glass Carrier	" 2
Shop Van	" 3
Display Van	" 4
School Bus	" 5
Ambulance	" 6
Camper	" 7

VOLKSWAGEN AERIAL LADDER

VW Standard Type

Pickup (261)

Manufacturer of Equipment

Hallline Utility Equipment
Hall Aerial Ladder
Portland, Oregon, USA
Represented in Canada by:
Truck Engineering Limited
Woodstock, Ontario

Technical Data re. Hall Equipment

Overall Height of Pickup with ES 13 Ladder down	8' 5"
Overall Length of Pickup incl. overhang of Ladder	14' 4"
Rotation of Ladder	360°
Comfortable working Height	30'
Minimum recommended Elevation	45°
Maximum Capacity of Ladder	250 lbs.
Weight of Ladder incl. VW installation equipment	795 "


Hall Ladders are not insulated as Standard Equipment. Trussrail Insulators by special order and extra cost only.

Recommended for:


Contractors
Municipalities
Public Utilities
Fire Departments
Building Maintenance
Hydro & Telephone Companies

VOLKSWAGEN AERIAL LADDER

Volkswagen's Pick-up with Aerial Ladder appeals to economy-minded corporations and municipal departments. A wide range of tasks can be handled by the Volkswagen Aerial Ladder and this special vehicle finds a definite purpose in the hydro-electric, building maintenance, community transport and light installation businesses. The ladder unit, manufactured in Canada, is en-



tirely self-contained, operates easily. It is constructed to withstand hard use, requires only minimum maintenance to ensure years of safe, trouble-free service. Elevation of the ladder is actuated by a hand-operated hydraulic pump. Extension of the upper ladder is controlled by a hand wheel and windlass mechanism; rotation is accomplished by releasing a locking lever which permits the mast to be turned to the position desired. The aerial ladder is incorporated with the rugged VW commercial chassis as a single unit that sells at far less cost than other specially equipped vehicles of this type. It is powered by the dependable, four-cylinder, air-cooled Volkswagen engine which has been proven in over five million Volkswagens all over the world.



ENGINE	
Type	4-cylinder, 4-stroke, rear-mounted internal combustion engine
Cylinder arrangement	Two pairs horizontally opposed (flat four)
Piston displacement	72.74 cu. in., bore 3.03 in., stroke, 2.52 in.
Compression ratio	7
Valves	O.H.V.
Maximum S.A.E. b.h.p.	40 at 3900 r.p.m.
Piston speed	1512 ft./min. at 3600 r.p.m.
Lubrication	Force-feed, gear pump and oil cooler
Fuel feed	Mechanical fuel pump
Carburetor	Downdraft carburetor
	Solex 28 PICT with automatic choke and accelerator pump
Air cleaner	Oil bath type
Cooling system	Air cooling by fan, automatically controlled by thermostat
CLUTCH	
Type	Single disk, dry
TRANSMISSION	
Type	Four speeds, synchronized
	1st 3.80:1 2nd 2.06:1
	3rd 1.22:1 4th 0.82:1
	Reverse 3.88:1

FINAL DRIVE

Power transmitted

through a spiral bevel gear via swinging half axles and spur reduction gears to rear wheels 5.73:1

Ratio

CHASSIS

Front suspension

Two laminated torsion bars

Rear suspension

One round torsion bar on each side

Shock absorbers

Front and rear: double-acting hydraulic telescopic type

Steering

Ross steering, hydraulic steering damper

Turning circle

39 ft. approx.

Foot brake

Hydraulic type (Ate), operating on all wheels

Parking brake

Mechanical, operating on rear wheels

Wheels

Drop-center rims, 4 1/2 K x 15

Tires

6.40-15

Wheelbase

94.5 in.

Tread

Front 53.9 in., rear 53.5 in.

Fuel tank capacity

8.8 Imp. gal. inc. 1.1 gal. reserve

FACTS AND FIGURES

The base of the Aerial Extension Ladder is permanently attached to the loading platform of the Pick-up. The ladder can be used at any angle up to a vertical position of eighty degrees, can be extended to any length at which upper ladder locks will engage a rung on the lower ladder. NOTE: It's wise not to use the ladder at an elevation less than forty-five degrees. The ladder rotates in either direction to any of twenty spotting positions.

Maximum elevation takes forty-five seconds. The ladder is held in the desired position by a hand-operated valve. A built-in restrictor regulates the rate of speed at which the ladder can be lowered. The hand wheel on the right side of the lower ladder requires only twenty-two turns to fully extend the upper ladder.

The roomy, three-passenger cab of the Volkswagen Aerial Ladder Pick-up is designed to provide solid comfort for driver and passengers. The back rest of the upholstered seat adjusts to three different angles. The driver has good visibility to all sides. The front torsion bar suspension is especially shock absorbent.

Everything is within easy reach. Heater, defroster and directional signals are standard equipment . . . at no extra charge. The rugged rear mounted Volkswagen engine can be driven at top speeds for hours

on end. Low r.p.m., short stroke, and a thermostatically controlled air-cooling system make it a thrifty and durable motor. The gas consumption is so low it has made automotive history. The four-speed synchromesh truck transmission and independent torsion bar suspension on all four wheels complete a perfectly performing Volkswagen vehicle. This commercial unit can be efficiently and carefully serviced at any of VW's 340 service dealerships across Canada

Important:

When using the aerial ladder

1. Park the vehicle on level ground, apply the parking brake and leave the transmission in gear.
2. Extend the rear outriggers, lower the jack and lift some chassis weight on both sides to make sure the vehicle is stable.

WEIGHT AND MEASUREMENTS

Overall height of Pick-up with ladder down	8' 5"
Overall length of Pick-up including overhang of ladder	14' 4"
Rotation of ladder	360 degrees
Comfortable working height	30'
Minimum recommended elevation	45 degrees
Maximum capacity of ladder	250 pounds
Weight of ladder including Pick-up installation	565 pounds



VOLKSWAGEN CANADA LTD.
GOLDEN MILE • TORONTO 16 • ONT.



VOLKSWAGEN GLASS CARRIER

VW Standard Type

Pickup (261)

Manufacturer of Equipment

Walinga's Body & Coach Co.
Fergus, Ontario

Carrier Measurements

Height	72"
Height incl. extension	90"
Length	100"
Weight of Carrier	600 lbs.
Carrying capacity	1200 lbs.
Overall width with carrier	95"


Recommended for:

Mirror Manufacturers
Plate Glass Manufacturers
Glass Dealers and Installers

VOLKSWAGEN GLASS CARRIER



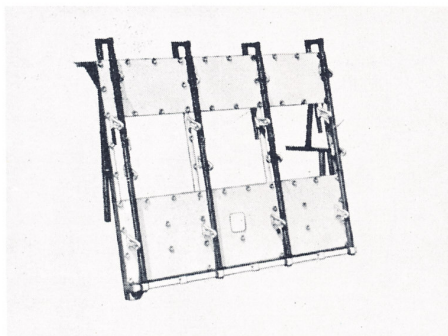
The Volkswagen Glass Carrier . . . designed specifically for use in the Canadian glass installation industry. Glass and mirror companies can utilize the highly economical, easy to park, Volkswagen Pick-Up with optional glass carrier. The particular requirements of various glass manufacturers and distributors here in Canada can be met exactly by Canadian designed and produced glass racks that are available with the Pick-Up. For further details contact your local dealer, or write to the Fleet Sales Department, Volkswagen Canada Ltd. The Volkswagen Glass Carrier frame is incorporated with the rugged VW commercial chassis as a single unit. It is powered by the dependable four-cylinder, air-cooled Volkswagen engine, which has been proven in over 4 million vehicles all over the world.



FACTS AND FIGURES


The Glass Carrier frame is composed of two racks, each attached to a side of the Pick-up. The Canadian designed steel racks are 100 inches long and 72 inches high. The curb-side holder bars may be extended optionally to a height of 90 inches. Rubber stopped metal clamps secure the glass in position for solid support on short or long trips. Supporting bars on the rack have hard rubber rests for glass maintenance. Four non-extendable vertical side bars with three clamps on each bar maintain the glass in position. The right rack carries sheets from the smallest size to 96 inches long by 90 inches high and the left rack carries sheets up to 96 inches long by 72 inches high. The Volkswagen Pick-up with Glass Carrier frame is designed to provide solid comfort for driver and passengers. The driver has good visibility to all sides. Everything is within easy reach. Heater, defroster and directional signals are standard equipment . . . at no extra charge. The rugged rear mounted Volkswagen engine can be driven at top speeds for hours on end. The gas consumption is so low it has made automotive history. The four-speed synchromesh truck transmission and independent torsion bar suspension on all four wheels complete a perfectly performing Volkswagen vehicle. This commercial unit can be efficiently and carefully serviced at any of VW's 340 service dealerships across Canada.

Glass carrying racks can be shipped in crates to any location in Canada. This is often necessary since there are few manufacturers producing such racks in this country. They are easily assembled and installed in less than two hours. To remove a rack, simply undo four bolts and vehicle is free for standard pick-up use. With this unique method, any VW pick-up can be converted into a glass carrier.



Optional glass carrying racks are built in Canada to carry Canadian specified glass sizes.

VOLKSWAGEN CANADA LTD.
GOLDEN MILE • TORONTO 16 • ONT.



Rear tail gate of the Pick-Up drops down for easy loading of supplies. The strong steel floor of the Pick-Up is reinforced with wood ribs.

ENGINE	
Type	4-cylinder, 4-stroke, rear-mounted internal combustion engine
Cylinder arrangement	Two pairs horizontally opposed (flat four)
Piston displacement	72.74 cu. in., bore 3.03 in., stroke, 2.52 in.
Compression ratio	7
Valves	O.H.V.
Maximum S.A.E. b.h.p.	40 at 3900 r.p.m.
Piston speed	1512 ft./min. at 3600 r.p.m.
Lubrication	Force-feed, gear pump and oil cooler
Fuel feed	Mechanical fuel pump
Carburetor	Downdraft carburetor Solex 28 PICT with automatic choke and accelerator pump
Air cleaner	Oil bath type
Cooling system	Air cooling by fan, automatically controlled by thermostat
CLUTCH	
Type	Single disk, dry
TRANSMISSION	
Type	Four speeds, synchronized
	1st 3.80:1 2nd 2.06:1
	3rd 1.22:1 4th 0.82:1
	Reverse 3.88:1
FINAL DRIVE	
Power transmitted	through a spiral bevel gear via swinging half axles and spur reduction gears to rear wheels
Ratio	5.73:1
CHASSIS	
Front suspension	Two laminated torsion bars
Rear suspension	One round torsion bar on each side
Shock absorbers	Front and rear: double-acting hydraulic telescopic type
Steering	Ross steering, hydraulic steering damper
Turning circle	39 ft. approx.
Foot brake	Hydraulic type (Ate), operating on all wheels
Parking brake	Mechanical, operating on rear wheels
Wheels	Drop-center rims, 4 1/2 K x 15
Tires	6.40-15
Wheelbase	94.5 in.
Tread	Front 53.9 in., rear 53.5 in.
Fuel tank capacity	8.8 Imp. gal. inc. 1.1 gal. reserve

VOLKSWAGEN SHOP VAN

VW Standard Type

Delivery Van (213)

left entrance door without window
and otherwise with M 191 only, viz.
Reinforcement Panels underneath body

Manufacturer of Equipment

Westfalia Werke K.G.
Wiedenbruck, Westfalia, Germany

Major Measurements

Counter opening inside	Height ... 19"
Counter opening inside	Width ... 74"
Counter outside opening including showcase	Height ... 26"
	Width ... 67"



Very fine interior fittings

Recommended for:

Catering Business
Beverage Industry
Ice Cream Vendors
Mobile Libraries



VOLKSWAGEN SHOP VAN

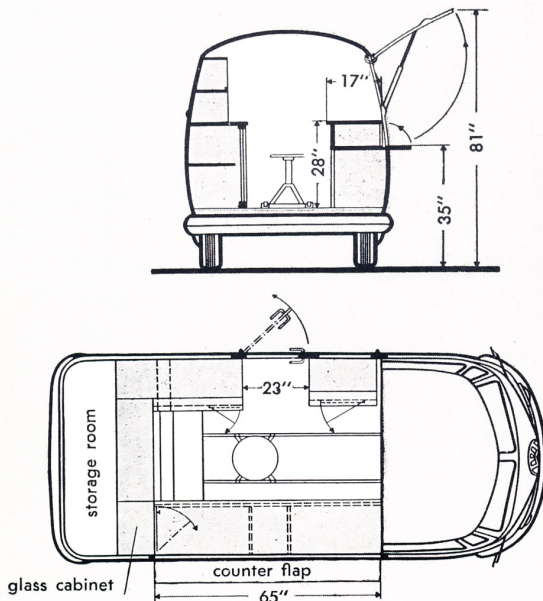


Mobile merchandising . . . with the Volkswagen Shop Van. For most customers the nearest shop is the best. With the Shop Van, retailers and direct supply stores can find fresh openings by bringing the goods direct to the customer . . . often right to his doorstep. You can load a wide variety of merchandise quickly into the Shop Van through the door on the left side. The Shop Van is ideally suited for caterers who need maximum storage and loading space with everything in reach. For the wide and varied services it provides, there is nothing more compact than the Volkswagen Shop Van. The Van body is incorporated with the rugged VW commercial vehicle chassis as a single unit. It is powered by the dependable four-cylinder, air-cooled Volkswagen engine, which has been proven in over 4 million vehicles all over the world.


FACTS AND FIGURES

The Volkswagen Shop Van comes without interior appointments so that the owner can make additions in relation to his own personal needs. Spacious and capable of handling a good supply of merchandise, the long counter on the right hand side of the van is ideal for self-service catering. The side-flap canopy lifts above the counter to protect customers from the elements. And when this rolling store closes, it's theftproof. If desired, a series of optional merchandising aids may be purchased with the Volkswagen Shop Van. Strongly hinged shelves and drawers give space for stock. The van interior is custom designed in tasteful plywood paneling and rubber mats cover the metal floor. A chair on rollers slides up and down the van on runners allowing a number of customers to be served at the same time. A counter flap adds more selling area. Options with the Volkswagen Shop Van are ordered inclusively. The Shop Van is designed to provide solid comfort for driver and passengers. The cab is roomy. The back rest of the upholstered seat adjusts at three different angles. The driver has good visibility to all sides. The front torsion bar suspension is especially shock absorbent. A passenger handgrip, heater, defroster, directional signals, spare tire and tool kit and heavy duty bumpers are all standard equipment . . . at no extra charge. The rugged rear-mounted Volkswagen engine can be driven at top speeds for hours on end. Low r.p.m., short stroke and a thermostatically controlled air cooling system make it a thrifty and durable motor. The gas consumption is so low it has made automotive history. The four-speed synchromesh truck transmission and independent torsion bar suspension on all four wheels complete a perfectly performing Volkswagen vehicle — the Volkswagen Shop Van. This commercial unit can be efficiently and carefully serviced at any of VW's 340 service dealerships across Canada.

VOLKSWAGEN CANADA LTD.
GOLDEN MILE • TORONTO 16 • ONT.



ENGINE	
Type	4-cylinder, 4-stroke, rear-mounted internal combustion engine
Cylinder arrangement	Two pairs horizontally opposed (flat four)
Piston displacement	72.74 cu. in., bore 3.03 in., stroke, 2.52 in.
Compression ratio	7
Valves	O.H.V.
Maximum S.A.E. b.h.p.	40 at 3900 r.p.m.
Piston speed	1512 ft./min. at 3600 r.p.m.
Lubrication	Force-feed, gear pump and oil cooler
Fuel feed	Mechanical fuel pump
Carburetor	Downdraft carburetor
	Solex 28 PICT with automatic choke and accelerator pump
Air cleaner	Oil bath type
Cooling system	Air cooling by fan, automatically controlled by thermostat
CLUTCH	
Type	Single disk, dry
TRANSMISSION	
Type	Four speeds, synchronized
	1st 3.80:1 2nd 2.06:1
	3rd 1.22:1 4th 0.82:1
	Reverse 3.88:1
FINAL DRIVE	
Power transmitted	through a spiral bevel gear via swinging half axles and spur reduction gears to rear wheels
	5.73:1
Ratio	
CHASSIS	
Front suspension	Two laminated torsion bars
Rear suspension	One round torsion bar on each side
Shock absorbers	Front and rear: double-acting hydraulic telescopic type
Steering	Ross steering, hydraulic steering damper
Turning circle	39 ft. approx.
Foot brake	Hydraulic type (Ate), operating on all wheels
Parking brake	Mechanical, operating on rear wheels
Wheels	Drop-center rims, 4½ K x 15
Tires	6.40-15
Wheelbase	94.5 in.
Tread	Front 53.9 in., rear 53.5 in.
Fuel tank capacity	8.8 Imp. gal. inc. 1.1 gal. reserve



Inside measurements of the side flap	
Height	26"
Width	65"
Height of opening, counter to top	19"
COUNTER	
Maximum length	74"
Maximum width	16"
OUTSIDE BOARD	
Length	65"
Width	8"



VOLKSWAGEN DISPLAY VAN

VW Standard Type

Delivery Van (211)
with M 191 only, viz. Reinforcement
Panels underneath body

Manufacturer of Equipment

Standard Auto Glass Ltd.
Toronto, Ontario

Major Measurements of Display Windows

Windows in the middle of Compartment	wide 17" high 53"
Four rear Windows	wide 21" high 23"
Rear Window of Van	wide 31" high 24"

Recommended for:

Shoe Manufacturers
Leather Goods Dealers
Sporting Goods Dealers
Power Tool Manufacturers
Pharmaceutical Suppliers
Gift & Novelty Wholesalers
Sewing Machine Manufacturers

A new development in display merchandising . . . the Volkswagen Display Van. This unit is unique, specially built to give your merchandise both mobility and maximum display mileage. The Display Van offers safe, easy transport for your road show and is well suited to live demonstrations. Especially adaptable to the display of parts and working models, the Display Van is designed so that the owner can specify optional equipment additions, according to his own needs. The features of this Display Van are offered only in more expensive custom designed models. The Special Van body is incorporated with rugged VW commercial vehicle chassis as a single unit. It is powered by the dependable four-cylinder air-cooled Volkswagen engine, which has been proven in over four million vehicles all over the world.




VOLKSWAGEN DISPLAY VAN

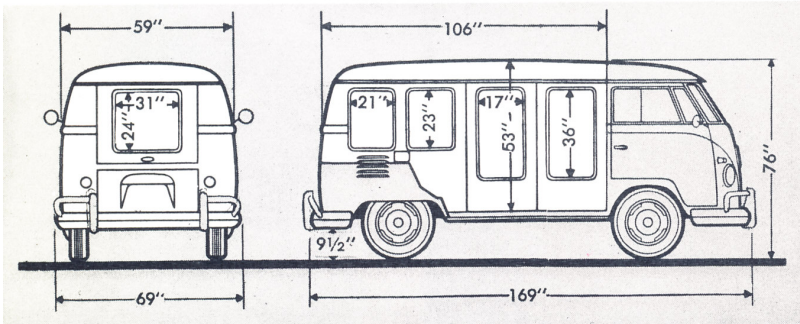


FACTS AND FIGURES

Owners can quickly prepare the Volkswagen Display Van for their own personal use. It has four large safety glass windows on each side and a rear window for top spectator visibility. Two windows on each side are elongated to give children and grown-ups alike a good view of your display from many different angles. Because the display is surrounded by glass, natural light sufficiently brightens the mobile show case throughout the day. The split level interior floor of the Van allows a convenient setting up of displays. Wide double doors on the rear side and a rear door facilitate equipment installation. The Display Van is designed to provide solid comfort for driver and passengers. The three-passenger cab is roomy. The back rest of the upholstered seat adjusts at three different angles. The driver has good visibility to all sides. Everything is within easy reach. Heater, defroster and directional signals are standard equipment . . . at no extra charge. The rugged rear-mounted Volkswagen engine can be driven at top speeds for hours on end. Low r.p.m., short stroke and a thermostatically controlled air cooling system make it a thrifty and durable motor. The gas consumption is so low it has made automotive history. The four-speed synchromesh truck transmission and independent torsion bar suspension on all four wheels complete a perfectly performing Volkswagen vehicle — the Display Van. This commercial unit can be efficiently and carefully serviced at any of VW's 340 service dealerships across Canada.



VOLKSWAGEN CANADA LTD. GOLDEN MILE • TORONTO 16 • ONT.



ENGINE	Type	4-cylinder, 4-stroke, rear-mounted internal combustion engine
Cylinder arrangement		Two pairs horizontally opposed (flat four)
Piston displacement		72.74 cu. in., bore 3.03 in., stroke, 2.52 in.
Compression ratio		7
Valves		O.H.V.
Maximum S.A.E. b.h.p.		40 at 3900 r.p.m.
Piston speed		1512 ft./min. at 3600 r.p.m.
Lubrication		Force-feed, gear pump and oil cooler
Fuel feed		Mechanical fuel pump
Carburetor		Downdraft carburetor
		Solex 28 PICT with automatic choke and accelerator pump
Air cleaner		Oil bath type
Cooling system		Air cooling by fan, automatically controlled by thermostat
CLUTCH	Type	Single disk, dry
TRANSMISSION	Type	Four speeds, synchronized
		1st 3.80:1 2nd 2.06:1
		3rd 1.22:1 4th 0.82:1
		Reverse 3.88:1
FINAL DRIVE	Power transmitted	through a spiral bevel gear via swinging half axles and spur reduction gears to rear wheels
	Ratio	5.73:1
CHASSIS	Front suspension	Two laminated torsion bars
	Rear suspension	One round torsion bar on each side
	Shock absorbers	Front and rear: double-acting hydraulic telescopic type
	Steering	Ross steering, hydraulic steering damper
	Turning circle	39 ft. approx.
	Foot brake	Hydraulic type (Ate), operating on all wheels
	Parking brake	Mechanical, operating on rear wheels
	Wheels	Drop-center rims, 4 1/2 K x 15
	Tires	6.40-15
	Wheelbase	94.5 in.
	Tread	Front 53.9 in., rear 53.5 in.
	Fuel tank capacity	8.8 Imp. gal. inc. 1.1 gal. reserve

VOLKSWAGEN SCHOOL BUS

VW Standard Type

Bus (221) or Window Van (231/M 13)

Manufactured by

Volkswagen Factory in Hannover

Major Explanations and Data

Room for 9 Adults or even more Children


4 Roof mounted Signal and Safety Lights
according to local regulations

Emergency Exit in the back of the Bus

Recommended for:

Private Schools
Nursery Schools
Municipalities
Communities

Economical and ideal for transporting both children and adults, the Volkswagen School Bus is an all-purpose vehicle suited to both country and city use. Versatile and sturdy, the School Bus holds nine adults and even more children. The deep-sprung seats of the Bus make it comfortable for short or long trips. Any one of three Volkswagen station wagon models can be equipped for School Bus use. Special equipment such as four roof mounted directional signal lights, paint and lettering, may be ordered at any Volkswagen dealer according to provincial and local regulations. Mechanically, the Volkswagen School Bus features the rugged VW commercial chassis, powered by the dependable four-cylinder air-cooled Volkswagen engine, which has been proven in over four million vehicles throughout the world.



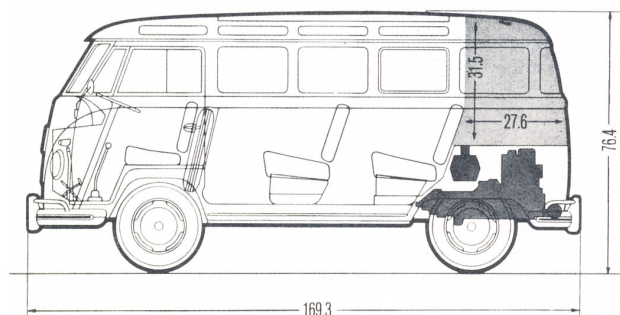
VOLKSWAGEN SCHOOL BUS



FACTS AND FIGURES

The Volkswagen School Bus is roomy, dependable and safe. The driver has good visibility to all sides. Windows pivot, slide, or swing out to combine with the special ventilation system and the warm air heating for efficient temperature control under all weather conditions. The rear door can be easily equipped by any Volkswagen dealer to function as an emergency exit. On the right side of the Volkswagen School Bus, double doors swing wide to facilitate easy entrance for passengers of all sizes. In seconds everyone is aboard and ready for the trip. The wide seats with their comfortable backs and durable leatherette upholstery provide continuous comfort. For added inner space and mobility, a two-passenger middle seat may be ordered for the Volkswagen School Bus or, if regulations require, the special four-door (two double on each side) station wagon may be ordered.

Attention has been paid even to the smallest details. The three-passenger cab is roomy. The back rest of the upholstered seat adjusts to three different angles. The front torsion bar suspension is especially shock absorbent. Heater, defroster and directional signals are standard equipment at no extra charge. The rugged rear-mounted Volkswagen engine can be driven at top speeds for hours on end. Low r.p.m., short stroke and a thermostatically controlled air-cooling system make it a thrifty and durable motor. Gas consumption is so low it has made automotive history. The four-speed synchromesh transmission and independent torsion bar suspension on all four wheels complete a perfectly performing Volkswagen vehicle. This commercial unit can be efficiently and carefully serviced at any of Volkswagen's 340 service dealerships across Canada.



ENGINE	
Type	4-cylinder, 4-stroke, rear-mounted internal combustion engine
Cylinder arrangement	Two pairs horizontally opposed (flat four)
Piston displacement	72.74 cu. in., bore 3.03 in., stroke, 2.52 in.
Compression ratio	7
Valves	O.H.V.
Maximum S.A.E. b.h.p.	40 at 3900 r.p.m.
Piston speed	1512 ft./min. at 3600 r.p.m.
Lubrication	Force-feed, gear pump and oil cooler
Fuel feed	Mechanical fuel pump
Carburetor	Downdraft carburetor Solex 28 PICT with automatic choke and accelerator pump
Air cleaner	Oil bath type
Cooling system	Air cooling by fan, automatically controlled by thermostat
CLUTCH	
Type	Single disk, dry
TRANSMISSION	
Type	Four speeds, synchronized
	1st 3.80:1 2nd 2.06:1
	3rd 1.22:1 4th 0.82:1
	Reverse 3.88:1
FINAL DRIVE	
Power transmitted	through a spiral bevel gear via swinging half axles and spur reduction gears to rear wheels
	5.73:1
Ratio	
CHASSIS	
Front suspension	Two laminated torsion bars
Rear suspension	One round torsion bar on each side
Shock absorbers	Front and rear: double-acting hydraulic telescopic type
Steering	Ross steering, hydraulic steering damper
Turning circle	39 ft. approx.
Foot brake	Hydraulic type (Ate), operating on all wheels
Parking brake	Mechanical, operating on rear wheels
Wheels	Drop-center rims, 4 1/2 K x 15
Tires	6.40-15
Wheelbase	94.5 in.
Tread	Front 53.9 in., rear 53.5 in.
Fuel tank capacity	8.8 Imp. gal. inc. 1.1 gal. reserve

VOLKSWAGEN CANADA LTD.
GOLDEN MILE • TORONTO 16 • ONT.



VOLKSWAGEN AMBULANCE

VW Standard Type

Ambulance (271)

Manufactured by

Volkswagen Factory in Hannover

Major Explanations and Data

2 Stretchers
1 Casualty Chair
1 Padded Seat
1 Emergency Seat
2 Seats in Driver's Cabin

Retractable Step under Maindoors

Red Cross Light
Roof Spot Light
Signal & Safety Lights
in accordance with local
requirements and regulations

Recommended for:


Hospitals
Red Cross
Sports Camps
Small Townships
Private Industries
Police & Fire Departments

For any emergency, the Volkswagen Ambulance fully meets all operational demands. Bringing efficient on-the-spot aid to the sick and injured, the VW Ambulance can carry three patients at once. Airy and spacious, there is ample room for giving medical treatment on the way to the hospital. Reliable, solid and economical, this Volkswagen Ambulance can facilitate a wide variety of optional extras as well as its standard fittings. Most important of all, this ambulance is a Volkswagen. The air-cooled engine gives first-time starting even at the coldest winter temperatures. Every part is rugged, built to withstand maximum punishment. High ground clearance insures express cross-country performance. The VW Ambulance manoeuvres easily in congested traffic areas, is quick to accelerate.

You save with a VW Ambulance. Low initial cost, low fuel consumption, low priced parts and service make it a top economy proposition both to buy and to run. The Volkswagen Ambulance's torsion-bar suspension provides a smooth, cushioned ride. Designed to the last detail for efficient care of the injured, the VW Ambulance will give you steady service year after year.



VOLKSWAGEN AMBULANCE



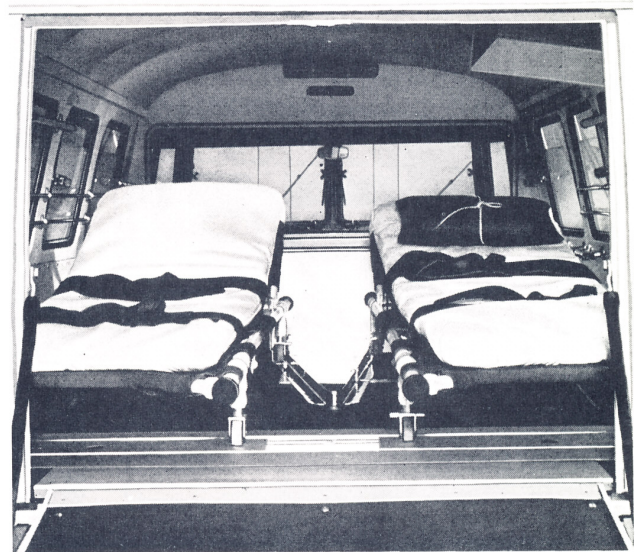


Stretcher folds back to accommodate second chair

FACTS AND FIGURES

Exterior: Illuminated red cross roof sign — Roof spotlight — Back-up light — Rear drop door acts as a loading ramp for stretchers — Retractable step under double side doors.
Interior: 2 stretchers (type DIN 13025) with mattresses and pillows — Grip-rail above each stretcher — Communication buzzers from patients to driver — Guide runners, sliding plates and locking devices for stretchers — 1 padded portable casualty chair — 1 padded seat with folding back — 1 emergency seat for attendant — Fitted linoleum on floor and drop door — Washable seamless cream leatherette linings for side panels and roof — Cupboard and drawer for instruments, equipment and bandages, with space for portable first-aid cabinet below — Splint storage shelf — Sliding windows and vent wings in cab — Hinged left and right rear windows in ambulance compartment — Ambulance compartment windows $\frac{3}{4}$ frosted — Window guard rails — Sliding window and roller blind between cab and ambulance compartment — Bright and dim adjustment of interior lighting, controlled from cab seat — Fully adjustable heating for cab and ambulance compartment — Heating can be restricted to cab alone — Special adjustable ventilation with two electric ventilators (still operate when vehicle is parked) — Fuel gauge — Plug socket for inspection lamp.

ENGINE	
Type	4-cylinder, 4-stroke, rear-mounted internal combustion engine
Cylinder arrangement	Two pairs horizontally opposed (flat four)
Piston displacement	72.74 cu. in., bore 3.03 in., stroke, 2.52 in.
Compression ratio	7
Valves	O.H.V.
Maximum S.A.E. b.h.p.	40 at 3900 r.p.m.
Piston speed	1512 ft./min. at 3600 r.p.m.
Lubrication	Force-feed, gear pump and oil cooler
Fuel feed	Mechanical fuel pump
Carburetor	Downdraft carburetor Solex 28 PICT with automatic choke and accelerator pump
Air cleaner	Oil bath type
Cooling system	Air cooling by fan, automatically controlled by thermostat
CLUTCH	
Type	Single disk, dry
TRANSMISSION	
Type	Four speeds, synchronized
	1st 3.80:1 2nd 2.06:1
	3rd 1.22:1 4th 0.82:1
	Reverse 3.88:1
FINAL DRIVE	
Power transmitted	through a spiral bevel gear via swinging half axles and spur reduction gears to rear wheels
Ratio	5.73:1
CHASSIS	
Front suspension	Two laminated torsion bars
Rear suspension	One round torsion bar on each side
Shock absorbers	Front and rear: double-acting hydraulic telescopic type
Steering	Ross steering, hydraulic steering damper
Turning circle	39 ft. approx.
Foot brake	Hydraulic type (Ate), operating on all wheels
Parking brake	Mechanical, operating on rear wheels
Wheels	Drop-center rims, $4\frac{1}{2}$ K x 15
Tires	6.40-15
Wheelbase	94.5 in.
Tread	Front 53.9 in., rear 53.5 in.
Fuel tank capacity	8.8 Imp. gal. inc. 1.1 gal. reserve



Two stretchers are side by side for patient's comfort.

VOLKSWAGEN CANADA LTD.
 GOLDEN MILE • TORONTO 16 • ONT.

VOLKSWAGEN CAMPER

VW Standard Type

Window Van (231)

Manufacturer of Equipment

Westfalia Werke K.G.
Wiedenbruck, Westfalia, Germany

Major Explanations and Data

Comfortable Sleeping Accomodation
for two Adults and two Children

Fully equipped for living, cooking
and sleeping

Roomy Tent

Ideal for:

Shooting
Vacationing
Prospecting
etc., etc., etc.

No hotel hunting, porter tipping or tedious hours packing and unpacking when you think in terms of a Volkswagen Camper. Travel through the great outdoors and take every comfort of home with you.

Your Camper reservations include living room (for six adults), bedroom (for two adults and two children), kitchen, bar and bathroom. It's the perfect vehicle for modern travellers who prefer a change in scenery.

Everything comes with the Camper. Provided for the list price are clothes closet, additional linen compartment, a built-in cabinet with mirror and washbowl. Two, 2½-gallon, transparent water canisters under the seat bench, ample luggage space, a swinging cupboard for cooking utensils and dishes, a folding chair, a portable table, a spacious ice box, a detachable lamp and electric sockets for your shaver and appliances, a big canopy tent around the front door, curtains all around and stylish interior panelling are all standard equipment.


And most important, the Camper is a Volkswagen.

It performs masterfully on any terrain. It has low fuel consumption. Comfortable seats, a fully synchronized, four-speed transmission and VW's reliable, air-cooled, rear engine combine to give you top roadability. Whether you're travelling for week-ends, for weeks or going on a long expedition, the Volkswagen Camper is a pleasure to drive.



VOLKSWAGEN CAMPER





"What's Cooking?" On grey days you can swivel the kitchen into the Camper.



Sun, sea, sand — slip into your swimsuit and join the fun. The striped awning is standard equipment.

FACTS AND FIGURES

The Camper has:

Interior paneling of natural birch plywood. New "Getalit" paneling in pleasant colors for all furniture.

Bench with upholstered seat, back, additional seat-length cushion and two head rests. These convert into the comfortable, wide double bed (6'3" x 3'11"). The chest underneath contains three 2½ gallon water canisters.

Living-room table (can be placed in the spare tire and used outside).

Cabinet for toilet articles with washbowl, mirror and three shelves.

Closet, with a spacious linen-compartment behind it.

Folding chair (easily secured for traveling).

Wide, comfortable seat. Back folds down to form table. Seat and back can be pushed into the living room and fixed in three positions. The chest underneath offers additional storage space.

Ice box (two cu. ft.) for natural or dry ice in front of the cupboard which can also contain the gasoline cooker. Behind the cupboard, which swings out, is the spare tire.

Cabinet for drinks and glasses, containing six beakers.

Detachable roof lamp. Socket in the wardrobe also suitable for a special 6 volt shaver.

Floor covered with strong plywood and durable sisal carpeting.

Curtains on all windows, including detachable ones for the windshield and door windows of driver's cab.

Skylight can be fixed in three different positions.

Roof rack, easily accessible from the skylight. Plenty of space for bulky luggage, tents and boat.

ENGINE	
Type	4-cylinder, 4-stroke, rear-mounted internal combustion engine
Cylinder arrangement	Two pairs horizontally opposed (flat four)
Piston displacement	72.74 cu. in., bore 3.03 in., stroke, 2.52 in.
Compression ratio	7
Valves	O.H.V.
Maximum S.A.E. b.h.p.	40 at 3900 r.p.m.
Piston speed	1512 ft./min. at 3600 r.p.m.
Lubrication	Force-feed, gear pump and oil cooler
Fuel feed	Mechanical fuel pump
Carburetor	Downdraft carburetor Solex 28 PICT with automatic choke and accelerator pump
Air cleaner	Oil bath type
Cooling system	Air cooling by fan, automatically controlled by thermostat
CLUTCH	
Type	Single disk, dry
TRANSMISSION	
Type	Four speeds, synchronized
	1st 3.80:1 2nd 2.06:1
	3rd 1.22:1 4th 0.82:1
	Reverse 3.88:1

FINAL DRIVE

Power transmitted through a spiral bevel gear via swinging half axles and spur reduction gears to rear wheels 5.73:1

Ratio

CHASSIS

Front suspension

Rear suspension

Shock absorbers

Steering

Turning circle

Foot brake

Parking brake

Wheels

Tires

Wheelbase

Tread

Fuel tank capacity

Two laminated torsion bars
One round torsion bar on each side
Front and rear: double-acting hydraulic telescopic type
Ross steering, hydraulic steering damper
39 ft. approx.
Hydraulic type (Ate), operating on all wheels
Mechanical, operating on rear wheels
Drop-center rims, 4½ K x 15
6.40—15
94.5 in.
Front 53.9 in., rear 53.5 in.
8.8 Imp. gal. inc. 1.1 gal. reserve

VOLKSWAGEN CANADA LTD.
GOLDEN MILE • TORONTO 16 • ONT.



Sales Procedure

Re: Orders, Prices and Terms for VOLKSWAGEN SPECIAL MODELS
- though in general similar to standard types - some comments are
necessary to ensure smooth operating:

The Aerial Ladder

can only be supplied from Toronto where it is installed by the
Truck Engineering Ltd. in Rexdale. Prices fob Toronto. Delivery
time approx. 3 weeks.

British Columbia enquiries will be dealt with by the Volkswagen
Regional Office in Vancouver where also the installation takes
place. Delivery time approx. 4 - 5 weeks.

The Glass Carrier

can be delivered as complete set in a crate to any place in Canada.
Four hours for installation. Fob prices are in the attached price
list specially indicated. Orders may be placed for direct delivery
with Walinga's Body & Coach Co. in Fergus, Ontario. Delivery time
approx. 2 weeks.

The Shop Vans

are shipped from Germany to all Canadian Ports and should conse-
quently be treated as German imports. Against firm orders only
and delivery time approx. 14 weeks.

The Display Van

is only available from Toronto where it is fitted with the special
windows. Prices fob Toronto only. Delivery time approx. 3 weeks.

The School Bus

- actually originated as Bus or Window Van - can be equipped in any
place in accordance with local requirements and regulations. The
special Flashing Lights of Cole-Hersee cost approx. \$45.00 retail plus
four hours for fitting. Painting, lettering and safety devices according
to local requirements.

The Ambulance

is imported from Germany to any Port in Canada. Against firm orders
only and delivery time approx. 16 weeks.

The Camper

is also imported from Germany to any Canadian Port. Against firm
orders only and delivery time approx. 16 weeks.

Retail as well as Dealer's Prices

please turn over